



The Bulletin

Volume 37 ----- July 2023



For Information & Feedback

TMA House

77-A, SMCHS, Karachi – 74400 (Pakistan)

Phone : (92 21) 34382801-4, Fax : (92 21) 34551628

Email : tma@towelassociation.com

Website : www.towelassociation.com



Table of Contents

S. No.	Detail of Content	Page No.
1	TMA presents Export Comparison of Terry Towel export for 2022	Page 1
2	Data of Value Addition of Top 5 exporting countries of world 2022	Page 2
3	Date of Market Share of the Top 15 Garment, Textile, Footwear (GTF) and Travel Goods and Bags (TGB)	Page 3
4	Export Data of Apparel and clothing accessories, knitted or crocheted under Chapter 61	Page 4-5
5	Export Data of Apparel and clothing accessories, knitted or crocheted under Chapter 61	Page 6-7
6	Export Data of Bedlinen, table linen, toilet linen and kitchen linen of all types of textile materials under Chapter 6302	Page 8-9
7	Export Data of Toilet linen and kitchen linen, of terry toweling or similar terry fabrics of cotton under Chapter 630260	Page 10-11
8	Analysis of Currencies for the Month of July 2022 and July 2023 Source Tresmark	Page 12
9	Analysis of Commodities for the Month of July 2022 and July 2023 Source Tresmark	Page 13
10	Comparison of KIBOR for the Month of July 2022 and July 2023 Source Tresmark	Page 14
11	“Exporters Trapped in GST Refunds” (Article by Mr. Tahir Jahangir published in Business Recorder)	Page 15-16
12	Report of “Seminar on ILES & Kaizen” arranged by International Labor Organization	Page 17-18
13	TMA Press Release published in Business Recorder “Textile units hit hard by two days per week gas suspension ; TMA”	Page 19-20
14	TMA arranged Seminar on “Export Facilitation Scheme”	Page 21-22

Product: 630260
Toilet linen and kitchen linen of all types of textile materials (excluding floorcloths, polishing cloths, dishcloths and dusters)
VALUE IN US\$ "000"

TOP 6 EXPORTING COUNTRIES VS TOP 10 IMPORTING COUNTRIES OF WORLD 2022

Source: TRADE MAP		1	2	3	4	5	6	7	8	9	10	11		
S.No.	Importers	USA	Japan	Germany	France	UK	Rusia	Canada	Australia	Netherland	Italy	Spain	Other Countries	TOTAL
	Exporters	2,429,722	591,007	359,518	253,600	221,731	88,774	183,784	160,315	159,844	153,377	151,641	1,815,562	6,568,875
1	China	469,914	326,968	18,227	13,381	21,654	6,950	55,767	78,348	8,352	6,245	6,912	1,300,607	2,313,325
2	India	963,892	19,216	43,287	29,914	63,686	2,502	41,469	49,252	20,338	3,379	8,643	226,143	1,471,721
3	Pakistan	607,324	1,895	75,539	73,373	84,912	3,036	13,291	8,473	70,358	47,854	50,594	204,600	1,241,249
4	Turkiya	198,887	703	122,668	56,099	24,307	7,605	14,206	7,503	30,605	32,866	19,491	149,328	664,268
5	Viet Nam	17,006	226,828	51	68	39	4	1,037	171	51	232	30	62,134	307,651
6	Portugal	22,166	1,681	10,515	31,833	10,473	2,071	5,288	1,088	2,094	24,710	41,820	82,831	236,570
7	Bangladesh	55,063	7,542	29,738	12,273	11,081	3,781	43,452	13,908	5,923	6,330	7,142	37,716	233,949
8	Other Countries	95,470	6,174	59,493	36,659	5,579	62,825	9,274	1,572	22,123	31,761	17,009		

Share of Exporting Countries

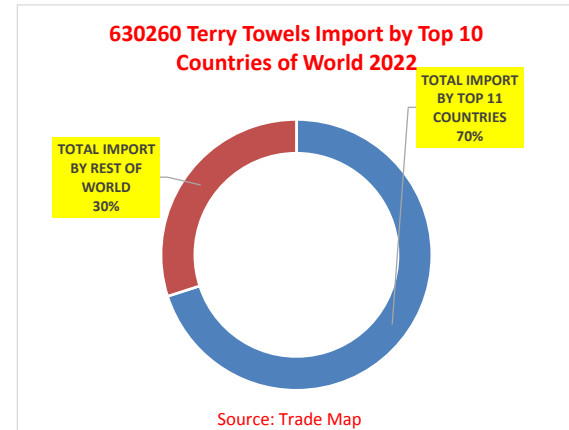
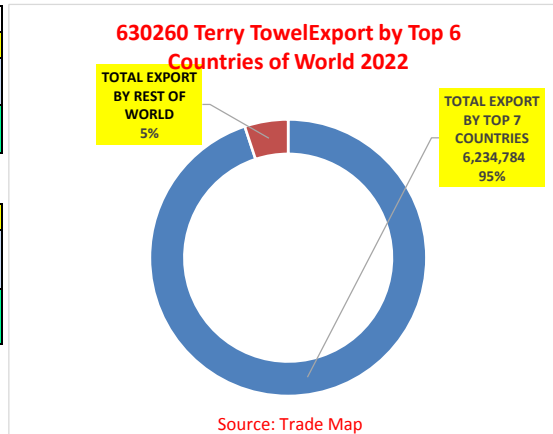
	Share of Import	36.99	9.00	5.47	3.86	3.38	1.35	2.80	2.44	2.43	2.33	2.31		27.64
1	China	20.31	14.13	0.79	0.58	0.94	0.30	2.41	3.39	0.36	0.27	0.30		56.22
2	India	65.49	1.31	2.94	2.03	4.33	0.17	2.82	3.35	1.38	0.23	0.59		15.37
3	Pakistan	48.93	0.15	6.09	5.91	6.84	0.24	1.07	0.68	5.67	3.86	4.08		16.48
4	Turkiya	29.94	0.11	18.47	8.45	3.66	1.14	2.14	1.13	4.61	4.95	2.93		22.48
5	Viet Nam	5.53	73.73	0.02	0.02	0.01	0.00	0.34	0.06	0.02	0.08	0.01		20.20
6	Portugal	9.37	0.71	4.44	13.46	4.43	0.88	2.24	0.46	0.89	10.45	17.68		35.01
7	Bangladesh	23.54	3.22	12.71	5.25	4.74	1.62	18.57	5.94	2.53	2.71	3.05		16.12
8	Other Countries													

SUMMARY IMPORT

	US\$ M	%AGE
TOTAL IMPORT BY WORLD	6,568,875	100
TOTAL IMPORT BY TOP 11 COUNTRIES	4,601,672	70
TOTAL IMPORT BY REST OF WORLD	1,967,203	30

SUMMARY EXPORT

	US\$ M	%AGE
TOTAL EXPORT BY WORLD	6,568,875	100
TOTAL EXPORT BY TOP 7 COUNTRIES	6,234,784	95
TOTAL EXPORT BY REST OF WORLD	334,091	5





Product: 630260

Toilet linen and kitchen linen of all types of textile materials (excluding floor cloths, polishing cloths, dishcloths and dusters)

VALUE ADDITION

TOP 5 EXPORTING COUNTRIES OF WORLD 2022

Product: 630260 Terry Towel			
Exporters	US\$ '000'	Unit (Ton)	US\$/KG
China	2,313,325	219,858	10.52
India	1,471,721	151,593	9.71
Pakistan	1,241,249	202,498	6.13
Turkiya	664,268	72,525	9.16
Portugal	236,570	19,378	12.21

Source: Trade Map

Market Share of the Top 15 Garment, Textile, Footwear (GTF) and Travel Goods and Bags (TGB) in World Market from 2013-2022 (% of Annual Export from Developing Economies)

No.	Country	2013	2014	2015	2016	2017	2018	2019	2020	2021	2022	Average Change 2013-2022
1	China	51.4%	49.50%	47.80%	45.2%	43.9%	42.50%	40.00%	38.2%	36.80%	35.60%	-1.75%
2	Viet Nam	8.0%	8.90%	10.20%	11.0%	11.7%	12.20%	13.30%	14.3%	13.50%	14.50%	0.74%
3	Bangladesh	7.10%	7.40%	8.00%	8.9%	9.1%	9.60%	10.00%	10.4%	11.40%	11.80%	0.54%
4	Turkiye	4.8%	4.8%	4.30%	4.5%	4.5%	4.60%	4.60%	5.3%	5.60%	5.00%	0.02%
5	India	4.9%	5.20%	5.10%	5.2%	5.1%	5.00%	5.00%	4.5%	4.80%	4.90%	0.02%
6	Indonesia	4.10%	3.90%	4.10%	4.2%	4.1%	4.00%	4.10%	4.1%	4.20%	4.60%	0.05%
7	Cambodia	2.20%	2.40%	2.80%	3.10%	3.40%	3.70%	4.00%	4.40%	4.20%	4.50%	0.25%
8	Pakistan	1.5%	1.60%	1.70%	1.8%	1.9%	1.90%	2.00%	2.2%	2.60%	2.50%	0.11%
9	Myanmar	0.30%	0.30%	0.40%	0.6%	0.9%	1.30%	1.70%	2.1%	1.7%	1.90%	0.17%
10	Morocco	1.3%	1.40%	1.20%	1.3%	1.4%	1.40%	1.40%	1.4%	1.5%	1.40%	0.00%
11	Sri Lanka	1.30%	1.40%	1.40%	1.4%	1.4%	1.30%	1.30%	1.3%	1.3%	1.3%	0.00%
12	Mexico	1.50%	1.50%	1.40%	1.4%	1.4%	1.30%	1.20%	1.1%	1.2%	1.10%	-0.04%
13	Tunisia	1.3%	1.30%	1.00%	1.1%	1.1%	1.10%	1.10%	1.1%	1.0%	1.0%	-0.03%
14	Thailand	1.1%	1.10%	1.00%	1.0%	0.9%	0.90%	1.00%	0.9%	0.90%	0.90%	-0.03%
15	Honduras	0.9%	0.9%	0.90%	0.9%	0.9%	0.80%	0.90%	0.7%	0.90%	0.90%	-0.01%

Source: International Trade Centre, accessed on July 18, 2023

Product: 61 Articles of apparel and clothing accessories, knitted or crocheted

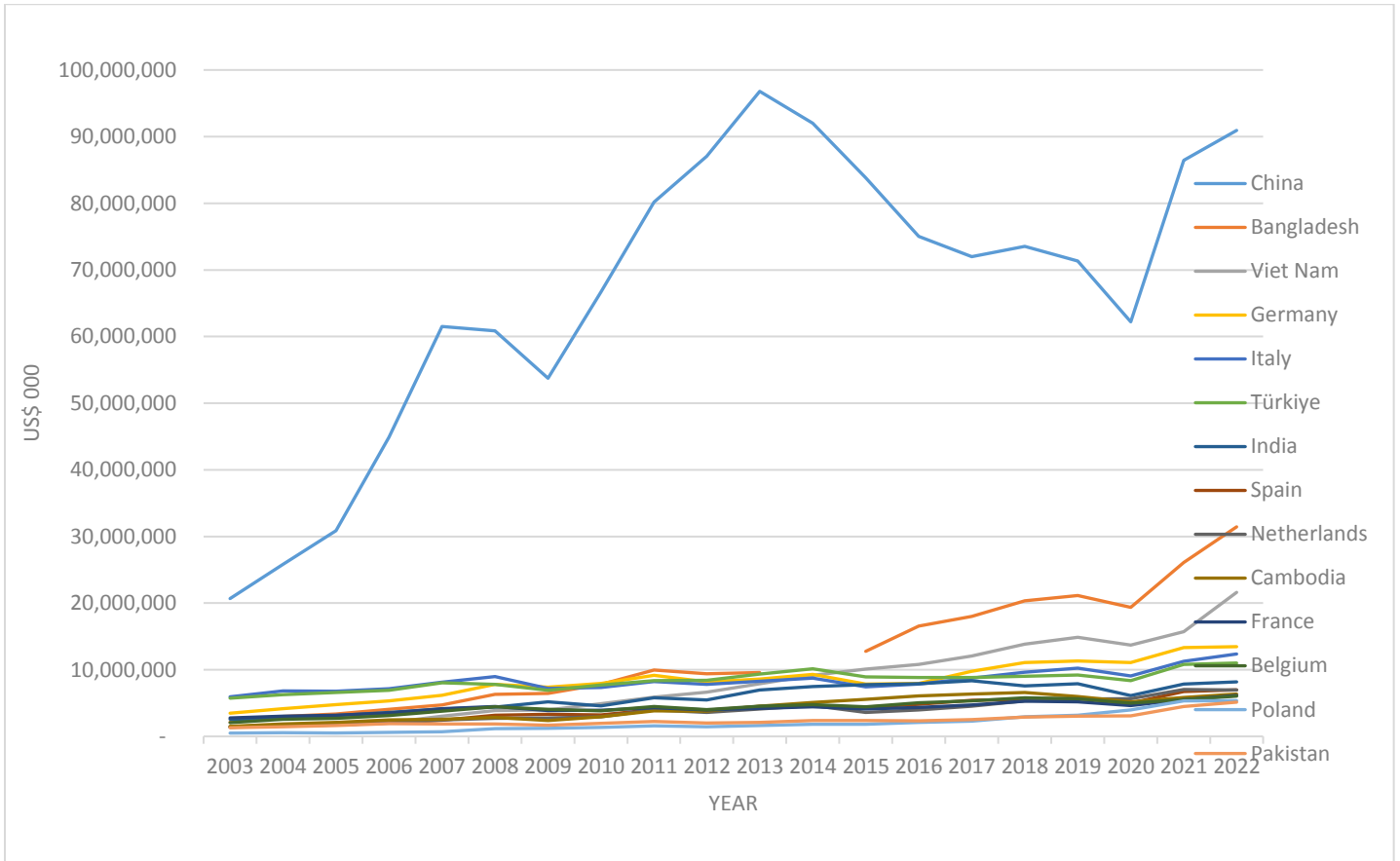
Unit : US Dollar thousand

Exporters	Exported value in 2003	Exported value in 2004	Exported value in 2005	Exported value in 2006	Exported value in 2007	Exported value in 2008	Exported value in 2009	Exported value in 2010	Exported value in 2011	Exported value in 2012
World	101,210,962	114,672,765	124,035,094	145,137,717	171,923,339	179,064,334	159,214,444	179,065,508	209,254,643	211,205,038
China	20,678,076	25,802,555	30,870,775	44,900,427	61,509,358	60,877,450	53,762,969	66,710,933	80,164,561	87,045,225
Bangladesh	2,124,118	3,007,038	3,346,925	4,072,097	4,734,698	6,299,691	6,470,642	7,785,528	9,936,305	9,421,034
Viet Nam	1,364,454	1,596,162	1,720,275	2,031,766	3,035,134	3,894,278	3,974,683	4,899,446	5,909,830	6,639,953
Germany	3,481,782	4,155,675	4,768,807	5,349,573	6,153,610	7,805,094	7,388,985	7,933,875	9,184,559	8,166,651
Italy	5,939,604	6,831,783	6,784,229	7,157,969	8,151,830	8,982,937	7,184,371	7,362,204	8,219,535	7,816,505
Türkiye	5,732,569	6,259,222	6,590,352	6,938,275	8,022,460	7,826,732	6,925,548	7,731,212	8,385,636	8,418,618
India	2,576,915	2,659,525	3,124,754	3,576,970	4,129,437	4,381,111	5,187,319	4,566,025	5,807,252	5,466,347
Spain	1,444,865	1,612,584	1,709,465	2,044,069	2,411,992	3,158,504	3,297,793	3,227,573	4,005,196	3,940,077
Netherlands	1,389,371	1,617,742	1,719,011	2,022,161	2,491,356	2,731,378	2,775,640	2,960,440	3,988,332	3,609,834
Cambodia	1,511,211	1,865,387	2,089,498	2,487,659	2,550,660	2,828,762	2,389,524	2,945,025	3,843,342	3,799,377
France	2,771,242	3,049,588	3,187,672	3,516,993	4,159,336	4,483,132	3,883,664	3,920,983	4,292,932	3,956,670
Belgium	2,066,465	2,546,547	2,699,587	3,150,148	3,794,919	4,460,595	4,071,125	3,808,329	4,506,371	4,007,518
Poland	492,632	535,015	531,639	584,393	707,403	1,175,597	1,209,475	1,342,760	1,588,507	1,434,968
Pakistan	1,300,060	1,445,291	1,655,107	1,902,212	1,851,004	1,888,467	1,680,773	1,982,423	2,238,845	2,006,290
	2003	2004	2005	2006	2007	2008	2009	2010	2011	2012

Exporters	Exported value in 2013	Exported value in 2014	Exported value in 2015	Exported value in 2016	Exported value in 2017	Exported value in 2018	Exported value in 2019	Exported value in 2020	Exported value in 2021	Exported value in 2022
World	229,530,739	237,960,282	218,523,828	215,602,969	223,456,035	238,700,941	238,577,065	212,416,618	272,432,776	298,200,227
China	96,792,727	91,991,730	83,842,271	75,026,960	71,972,535	73,525,495	71,352,803	62,227,841	86,457,923	90,942,324
Bangladesh	9,567,938		12,767,100	16,556,142	17,985,356	20,351,647	21,120,283	19,350,577	26,075,097	31,445,397
Viet Nam	7,916,531	9,180,768	10,111,020	10,801,484	12,058,645	13,850,362	14,884,923	13,700,827	15,734,487	21,616,402
Germany	8,587,097	9,290,273	7,830,957	7,949,465	9,787,282	11,103,946	11,314,712	11,101,475	13,343,809	13,464,474
Italy	8,266,657	8,761,721	7,449,372	7,862,755	8,743,214	9,640,318	10,229,321	9,083,277	11,290,792	12,369,256
Türkiye	9,362,240	10,127,967	8,927,259	8,855,609	8,840,031	9,043,113	9,206,940	8,387,723	10,784,069	11,011,472
India	6,959,257	7,482,487	7,778,225	7,909,095	8,350,043	7,580,562	7,879,612	6,120,311	7,870,323	8,203,850
Spain	4,477,594	4,585,038	4,403,090	4,830,949	5,427,987	5,566,394	5,714,388	5,018,502	6,749,835	6,981,893
Netherlands	4,130,451	4,648,057	3,590,626	3,990,742	4,543,500	5,346,484	5,613,861	5,648,719	7,037,575	6,943,137
Cambodia	4,540,976	5,076,718	5,550,192	6,057,289	6,348,042	6,586,195	6,001,442	5,188,130	5,819,428	6,367,020
France	4,208,663	4,446,312	4,104,185	4,349,620	4,706,936	5,265,737	5,182,403	4,632,552	5,512,877	6,143,959
Belgium	4,514,135	4,765,028	4,457,053	5,044,287	5,329,024	5,785,360	5,643,425	4,993,914	5,501,018	6,046,967
Poland	1,635,849	1,827,833	1,826,926	2,101,814	2,273,434	2,960,385	3,186,733	3,986,247	5,305,943	5,365,546
Pakistan	2,105,321	2,402,619	2,359,608	2,347,471	2,519,831	2,878,652	3,028,781	3,063,941	4,498,019	5,138,146
	2013	2014	2015	2016	2017	2018	2019	2020	2021	2022



Product: 61 Articles of apparel and clothing accessories, knitted or crocheted



Product: 62 Articles of apparel and clothing accessories, not knitted or crocheted

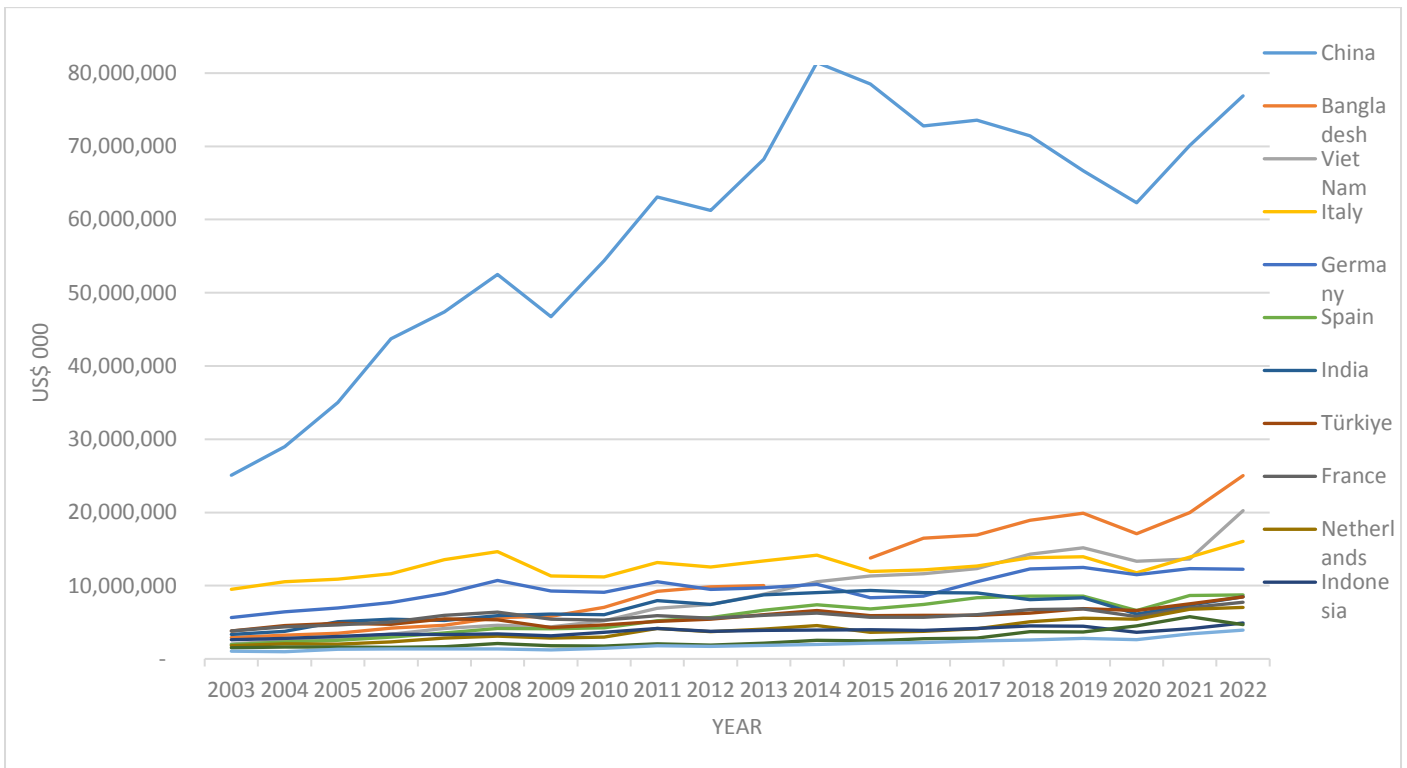
US Dollar thousand

Exporters	Exported value in 2003	Exported value in 2004	Exported value in 2005	Exported value in 2006	Exported value in 2007	Exported value in 2008	Exported value in 2009	Exported value in 2010	Exported value in 2011	Exported value in 2012
World	121,763,547	134,485,506	145,433,969	158,407,361	170,211,665	183,037,361	157,292,915	168,820,790	198,291,775	193,115,398
China	25,079,038	28,980,870	35,030,828	43,720,322	47,371,752	52,490,143	46,716,321	54,361,478	63,073,873	61,224,360
Bangladesh	2,916,674	3,224,253	3,498,609	4,179,924	4,588,550	5,649,461	5,811,373	7,059,025	9,225,734	9,850,164
Viet Nam	2,021,922	2,539,682	2,837,741	3,385,356	4,168,867	4,605,473	4,354,375	5,219,491	6,910,222	7,438,869
Italy	9,497,418	10,520,031	10,872,783	11,635,649	13,544,612	14,637,110	11,314,609	11,205,166	13,177,475	12,528,667
Germany	5,646,158	6,442,136	6,950,792	7,707,111	8,901,959	10,709,889	9,281,599	9,115,006	10,553,406	9,484,482
Spain	1,946,637	2,327,254	2,527,044	2,981,398	3,522,017	4,169,716	4,101,126	4,228,066	5,191,773	5,637,136
India	3,339,291	3,755,449	5,075,899	5,438,101	5,243,923	5,883,940	6,124,697	6,038,004	7,937,483	7,429,975
Türkiye	3,813,876	4,536,829	4,862,376	4,710,984	5,445,286	5,326,729	4,294,831	4,636,123	5,124,460	5,431,268
France	3,809,490	4,377,401	4,638,280	5,042,783	5,947,539	6,383,557	5,433,285	5,299,764	5,888,208	5,536,889
Netherlands	1,800,009	2,063,634	2,027,238	2,304,231	2,824,151	3,126,085	2,850,993	2,982,073	4,171,396	3,722,884
Indonesia	2,614,323	2,814,054	3,073,677	3,374,674	3,314,425	3,399,013	3,132,849	3,611,026	4,149,663	3,744,507
Poland	1,515,460	1,602,307	1,607,983	1,559,305	1,677,076	2,098,146	1,777,470	1,756,479	2,065,257	1,881,929
Pakistan	1,051,029	979,274	1,329,657	1,348,321	1,371,039	1,361,171	1,206,499	1,461,643	1,774,671	1,694,386
	2003	2004	2005	2006	2007	2008	2009	2010	2011	2012

Exporters	Exported value in 2013	Exported value in 2014	Exported value in 2015	Exported value in 2016	Exported value in 2017	Exported value in 2018	Exported value in 2019	Exported value in 2020	Exported value in 2021	Exported value in 2022
World	207,727,175	232,521,000	217,985,643	215,729,273	224,341,040	235,399,960	234,037,344	206,201,204	233,695,561	261,426,107
China	68,251,874	81,445,116	78,506,716	72,766,740	73,591,016	71,448,039	66,663,157	62,275,544	70,099,298	76,874,394
Bangladesh	9,999,795		13,765,226	16,477,789	16,912,546	18,942,665	19,901,128	17,076,757	19,977,985	25,030,670
Viet Nam	8,828,950	10,518,410	11,323,163	11,608,486	12,337,235	14,301,298	15,153,098	13,329,806	13,659,990	20,250,199
Italy	13,373,342	14,176,962	11,950,633	12,169,424	12,658,102	13,794,171	13,938,107	11,756,827	13,899,035	16,050,543
Germany	9,710,127	10,172,223	8,347,614	8,583,596	10,530,548	12,276,548	12,489,807	11,500,058	12,347,552	12,222,787
Spain	6,633,730	7,388,539	6,837,930	7,425,730	8,347,122	8,567,230	8,567,484	6,589,409	8,658,849	8,739,017
India	8,743,400	9,055,716	9,347,025	9,049,966	8,999,578	8,082,832	8,362,199	6,104,559	7,332,885	8,473,393
Türkiye	6,045,828	6,601,176	5,916,617	5,928,894	5,947,844	6,262,454	6,873,999	6,600,585	7,515,499	8,464,898
France	5,930,315	6,238,352	5,698,498	5,704,446	6,016,867	6,734,198	6,820,489	5,772,868	6,989,175	7,733,809
Netherlands	4,076,232	4,541,199	3,634,676	3,754,278	4,127,183	5,088,837	5,571,161	5,420,259	6,795,549	7,028,521
Indonesia	3,902,602	3,931,487	3,978,247	3,879,772	4,146,463	4,494,890	4,473,316	3,633,877	4,111,822	4,901,170
Poland	2,155,428	2,539,651	2,461,195	2,737,317	2,856,690	3,702,749	3,664,376	4,512,055	5,760,820	4,696,694
Pakistan	1,854,926	1,984,656	2,127,462	2,253,021	2,469,150	2,599,885	2,814,503	2,626,263	3,395,080	3,928,828
	2013	2014	2015	2016	2017	2018	2019	2020	2021	2022



Product: 62 Articles of apparel and clothing accessories, not knitted or crocheted



Product: 6302 Bedlinen, table linen, toilet linen and kitchen linen of all types of textile materials

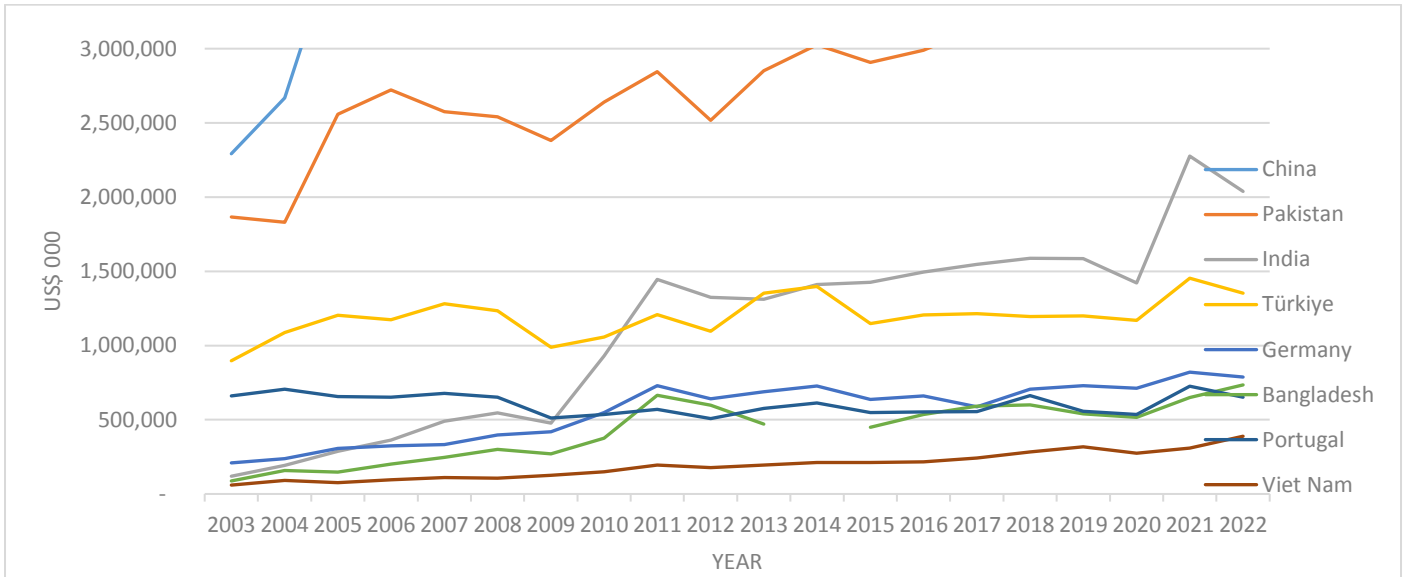
US Dollar

Exporters	Exported value in 2003	Exported value in 2004	Exported value in 2005	Exported value in 2006	Exported value in 2007	Exported value in 2008	Exported value in 2009	Exported value in 2010	Exported value in 2011	Exported value in 2012
World	9,643,604	10,907,014	12,800,101	13,843,941	15,244,469	16,534,048	14,655,565	17,149,541	19,790,547	18,901,031
China	2,292,028	2,667,037	3,768,609	4,313,275	5,085,645	6,331,135	5,786,040	7,144,841	7,957,111	8,325,146
Pakistan	1,864,976	1,830,439	2,558,918	2,722,171	2,574,787	2,540,083	2,381,756	2,639,180	2,844,973	2,516,655
India	119,285	193,042	288,368	363,186	490,048	545,449	476,197	928,933	1,444,505	1,324,053
Türkiye	897,059	1,087,082	1,204,276	1,173,990	1,280,837	1,233,733	989,180	1,057,989	1,207,540	1,095,315
Germany	209,139	236,798	306,790	324,815	333,676	396,663	418,265	548,117	728,680	640,020
Bangladesh	87,558	157,846	148,267	201,503	247,127	300,468	270,040	376,610	664,114	597,457
Portugal	660,551	706,027	656,895	651,826	678,549	651,219	512,669	534,907	569,085	507,616
Viet Nam	59,604	90,563	76,732	94,858	109,660	106,044	125,044	150,101	194,223	176,891
	2003	2004	2005	2006	2007	2008	2009	2010	2011	2012

Exporters	Exported value in 2013	Exported value in 2014	Exported value in 2015	Exported value in 2016	Exported value in 2017	Exported value in 2018	Exported value in 2019	Exported value in 2020	Exported value in 2021	Exported value in 2022
World	20,863,772	21,707,493	19,384,473	19,683,008	19,827,904	20,757,901	20,138,946	19,061,239	24,785,149	24,140,185
China	9,507,867	9,548,562	8,490,845	8,349,344	8,149,129	8,500,702	8,126,404	7,653,013	9,889,550	9,611,058
Pakistan	2,852,467	3,026,738	2,908,148	2,989,019	3,142,439	3,263,132	3,261,276	3,258,880	4,277,612	4,364,338
India	1,312,115	1,411,862	1,426,825	1,495,441	1,545,964	1,587,122	1,585,921	1,422,144	2,276,390	2,037,746
Türkiye	1,353,556	1,397,011	1,148,365	1,205,651	1,214,092	1,195,168	1,200,074	1,168,723	1,453,543	1,353,019
Germany	688,331	727,598	636,373	661,286	586,581	705,513	728,870	713,035	820,577	787,333
Bangladesh	470,027		449,697	535,513	592,295	600,015	538,895	516,158	650,413	734,629
Portugal	576,110	612,379	547,881	552,324	555,599	663,628	557,406	534,829	725,907	652,855
Viet Nam	194,509	211,731	211,680	216,296	241,421	283,614	318,482	274,936	307,964	388,878
	2013	2014	2015	2016	2017	2018	2019	2020	2021	2022



Product: 6302 Bedlinen, table linen, toilet linen and kitchen linen of all types of textile materials



Product: 630260 Toilet linen and kitchen linen, of terry towelling or similar terry fabrics of cotton

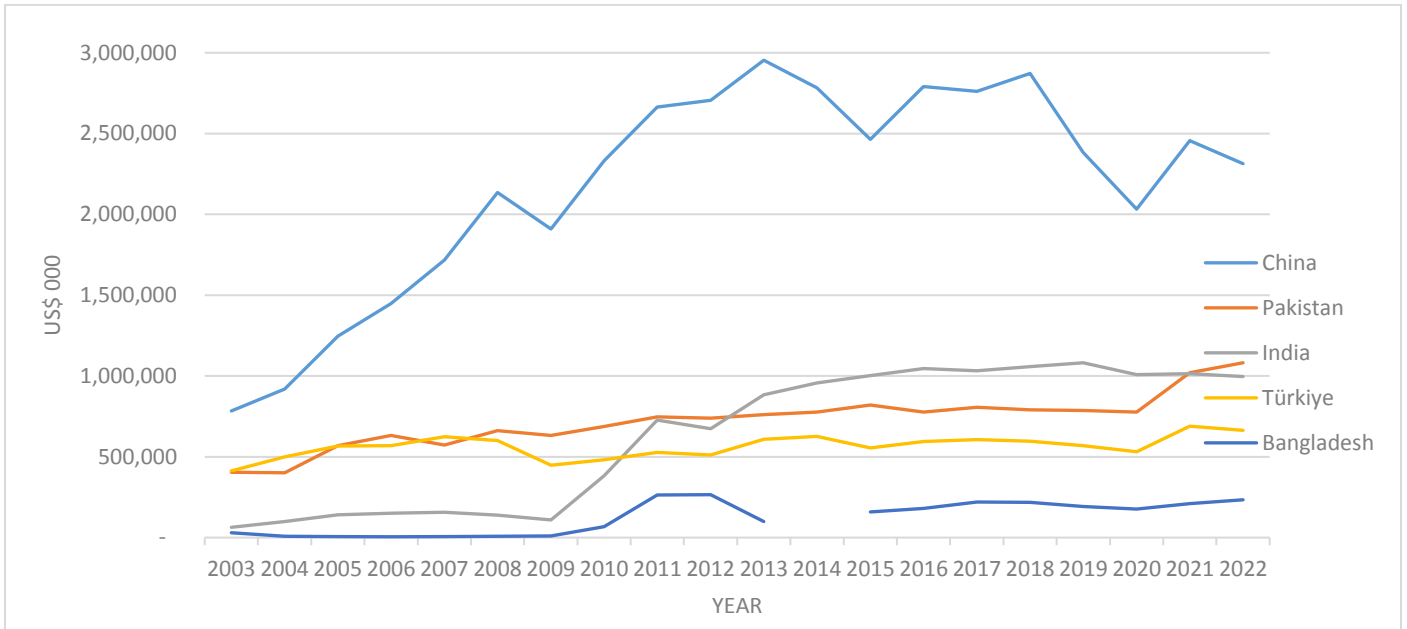
Unit : US Dollar

Exporters	Exported value in 2003	Exported value in 2004	Exported value in 2005	Exported value in 2006	Exported value in 2007	Exported value in 2008	Exported value in 2009	Exported value in 2010	Exported value in 2011	Exported value in 2012
World	2,972,407	3,343,538	3,915,334	4,168,665	4,567,458	5,023,094	4,382,663	5,330,166	6,398,119	6,161,785
China	783,262	919,033	1,246,168	1,447,586	1,717,957	2,134,909	1,909,375	2,331,487	2,663,421	2,706,414
Pakistan	403,283	400,908	569,286	632,524	572,340	662,081	632,047	688,204	746,683	738,476
India	63,519	100,145	140,853	150,983	157,435	139,783	108,901	382,710	726,428	674,542
Türkiye	412,567	499,315	566,881	567,817	624,929	599,452	447,223	481,070	527,667	510,631
Banglade	29,401	9,009	5,415	4,990	6,507	8,410	10,241	68,381	264,544	265,345
	2003	2004	2005	2006	2007	2008	2009	2010	2011	2012

Exporters	Exported value in 2013	Exported value in 2014	Exported value in 2015	Exported value in 2016	Exported value in 2017	Exported value in 2018	Exported value in 2019	Exported value in 2020	Exported value in 2021	Exported value in 2022
World	6,610,846	6,712,024	6,252,453	6,662,308	6,745,553	6,971,634	6,396,591	5,748,071	6,887,130	6,804,483
China	2,953,830	2,782,774	2,463,167	2,790,327	2,761,442	2,872,385	2,383,036	2,032,476	2,456,305	2,313,325
Pakistan	760,470	776,389	820,804	777,086	806,254	791,218	787,444	776,812	1,020,481	1,081,812
India	882,652	957,093	1,002,711	1,046,479	1,031,143	1,057,647	1,081,611	1,009,155	1,014,706	996,503
Türkiye	607,882	626,042	554,437	593,638	605,685	595,645	569,217	530,629	689,330	664,268
Banglade	100,011		158,985	181,164	220,043	218,185	193,144	175,463	210,424	234,214
	2013	2014	2015	2016	2017	2018	2019	2020	2021	2022



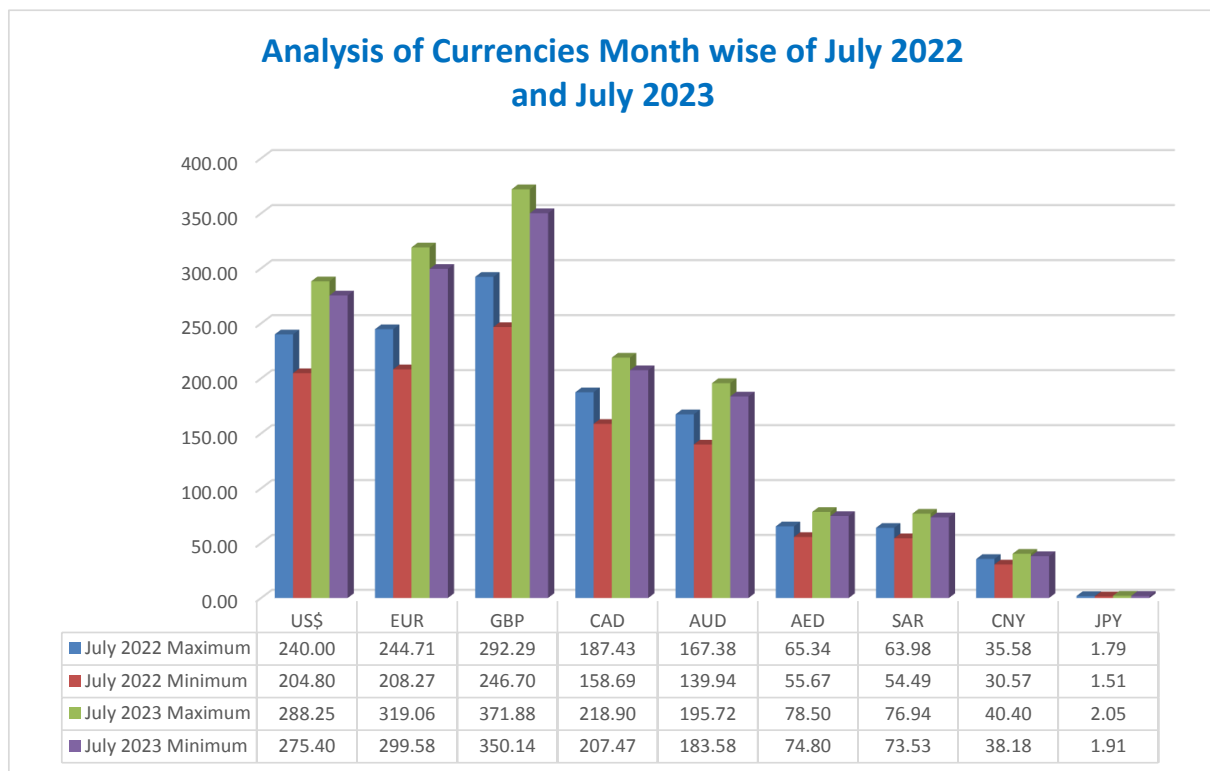
Product: 630260 Toilet linen and kitchen linen, of terry toweling or similar terry fabrics of cotton





Analysis of Currencies Month wise of July 2022 and July 2023

Month	Indicator	US\$	EUR	GBP	CAD	AUD	AED	SAR	CNY	JPY
July 2022	Maximum	240.00	244.71	292.29	187.43	167.38	65.34	63.98	35.58	1.79
	Minimum	204.80	208.27	246.70	158.69	139.94	55.67	54.49	30.57	1.51
July 2023	Maximum	288.25	319.06	371.88	218.90	195.72	78.50	76.94	40.40	2.05
	Minimum	275.40	299.58	350.14	207.47	183.58	74.80	73.53	38.18	1.91

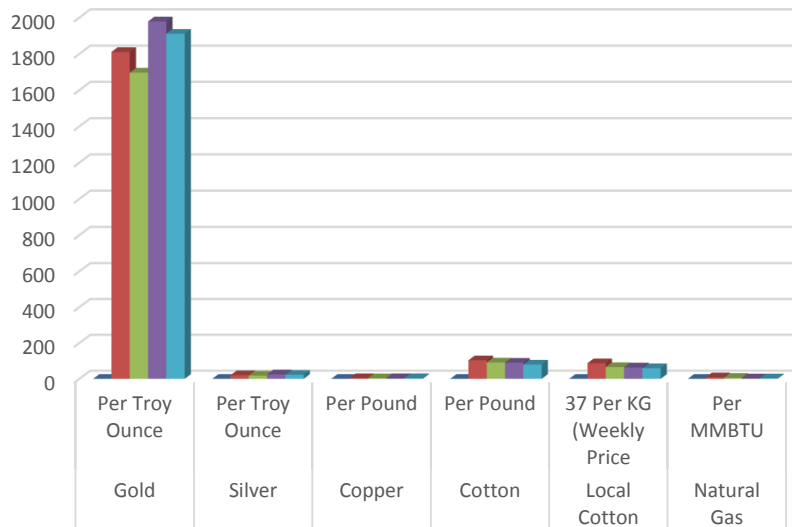




Analysis of Commodities Month wise of July 2022 and July 2023

		Gold	Silver	Copper	Cotton	Local Cotton	Natural Gas
		Per Troy Ounce	Per Troy Ounce	Per Pound	Per Pound	37 Per KG (Weekly Price)	Per MMBTU
Month	Indicator	US\$	US\$	US\$	US\$	US\$	US\$
July 2022	Maximum	1,810.18	20.35	3.62	103.68	87.14	8.73
	Minimum	1,696.52	18.40	3.21	91.41	66.01	5.51
July 2023	Maximum	1,978.72	25.16	4.01	89.98	63.64	2.76
	Minimum	1,910.79	22.74	3.73	79.95	59.38	2.51

Analysis of Commodities Month wise of July 2022 and July 2023

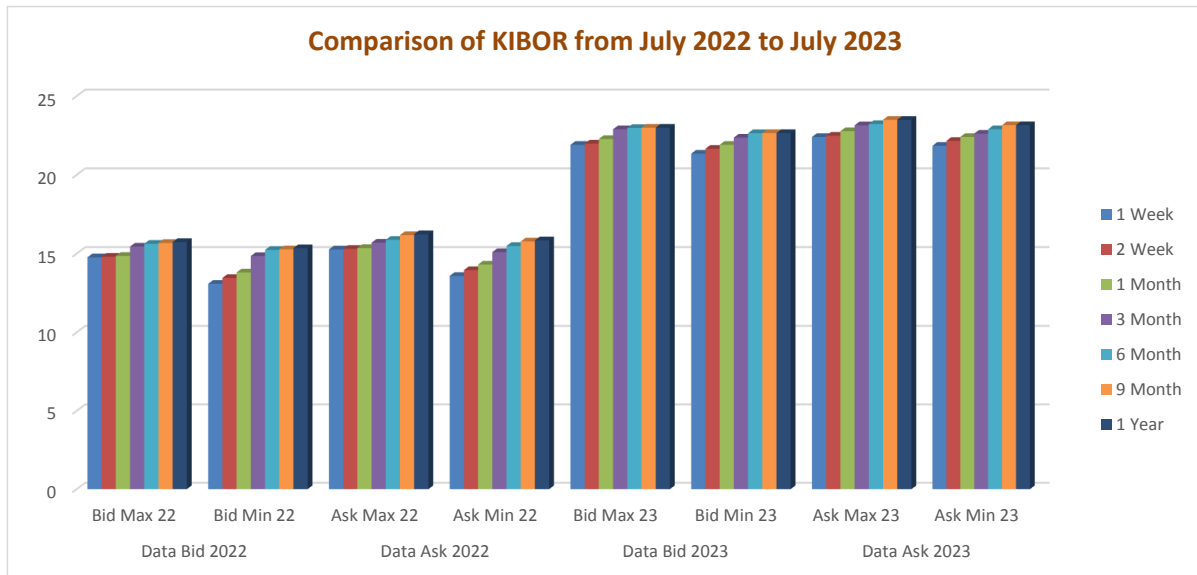


Month Indicator	0	0	0	0	0	0
July 2022 Maximum	1,810.18	20.35	3.62	103.68	87.14	8.73
July 2022 Minimum	1,696.52	18.40	3.21	91.41	66.01	5.51
July 2023 Maximum	1,978.72	25.16	4.01	89.98	63.64	2.76
July 2023 Minimum	1,910.79	22.74	3.73	79.95	59.38	2.51



Comparison of KIBOR from July 2022 to July 2023

	Data Bid 2022		Data Ask 2022		Data Bid 2023		Data Ask 2023	
	Bid Max 22	Bid Min 22	Ask Max 22	Ask Min 22	Bid Max 23	Bid Min 23	Ask Max 23	Ask Min 23
1 Week	14.76	13.08	15.26	13.58	21.9	21.34	22.4	21.84
2 Week	14.8	13.45	15.3	13.95	21.98	21.65	22.48	22.15
1 Month	14.85	13.8	15.35	14.3	22.27	21.9	22.77	22.4
3 Month	15.44	14.84	15.69	15.09	22.89	22.36	23.14	22.61
6 Month	15.62	15.23	15.87	15.48	22.97	22.64	23.22	22.89
9 Month	15.67	15.27	16.17	15.77	22.99	22.65	23.49	23.15
1 Year	15.73	15.34	16.23	15.84	22.99	22.65	23.49	23.15





BUSINESS RECORDER

Founded by M.A. Zuberi

Aug. 4, 2023

Exporters trapped in GST refunds : TMA urges govt to restore SRO 1125(I)/2011 in true letter and spirit

KARACHI: Senior Vice Chairman of the Towel Manufacturers Association of Pakistan Syed Usman Ali has expressed severe concern over the billions of rupees stuck up with the FBR which is creating huge problems for the exporters. It is very important for the export-oriented sectors to get back their own money of sales tax timely as prescribed in the sales tax rules i.e. refund of pending sales tax amounts within 72 hours as per Rule 39F of Sales Tax Rules 2006.

The textile exporters are highly perturbed over excessive and unreasonable delays in GST refunds which have been causing liquidity problems for the exporters of this country. Since July 2019 when 17 percent GST was imposed despite stiff resistance from five zero-rated export sectors. Now the Pakistan government has enhanced the GST rate from 17 percent to 18 percent.

He further said that frequently exporters also face different issues in filling their monthly sales tax returns and they have to face unnecessary delays in the filing of their monthly returns as well as system deferred claim amounts of the exporters. This is creating mental fatigue for the exporters because already billions of rupees are stuck up with the FBR of the five zero rated sectors. This critical situation is one of the main reasons for the decline in our exports.

He further said that from time to time the different export-oriented associations have demanded that government must support the textile industry according to genuine considerations to their appeal for the restoration of the zero-rating status “No Payment No Refund system” otherwise, upgrade the system to pay refund claims electronically, within 72 hours, without human intervention, on the submission of GD.

The exporters of this country are never interested in paying sales tax to the government of Pakistan and then begging for refunds which have the exporter’s own money. For the refund of GST amount, they are wasting their own resourcing i.e. established sales tax refund department, lot of paperwork, huge investment on the equipment etc., as well as stuck up their own money for several months which creates a financial crunch and paying high interest rate to the banks for borrowing money to fulfil their export orders timely.



Syed Usman Ali further said that after the abolition of SRO 1125(I)/ 2011, the export sectors always insisted on “no payment no refund system of Sales Tax” which was very supportive of the growth of export of this country as well as exporters were very comfortable and focused on completing their export orders well before time. The export sectors are demanding from the government to restore the SRO 1125(I) /2011 in its true spirit. It will be a huge relief for the exporters as well as the tax authority can focus on new taxpayers for the collection of Taxes for the national exchequer.

In view of the above, the export sectors strongly demand of the government to review its decision and restore zero-rating status for export sectors - No Payment No Refund System – for the growth of the textile sector or release complete refunds upfront on the stage submission of GD. Unfortunately, our textile exports are already in declining trend & it also negatively impacts on economic activities as well as on the national reservoir. Our economic managers should come forward and take positive measures to arrest the declining trend of exports otherwise, the government will be held completely responsible for the closure of industries, massive unemployment and reduction of the collection of tax for the national exchequer which will not be in the interest of our beloved country, Pakistan.—PR



TMA HOUSE

77-A, SMCHS, Karachi-74400 (Pakistan) Phones:
(9221)34382801-4 Fax :(9221)34551628

E-Mail : tma@towelassociation.com Web Site : www.towelassociation.com

Points of Seminar on “Concept Note Employers' Consultation on Freedom of Associations and Collective Bargaining Reform and Sustainable Capacity of Development through KAIZEN held on 10th August 2023 at Star Avenue, Ramada Plaza, Karachi

**BY
M. MUZZAMMIL HUSAIN**

The seminar on "Concept Note Employers' Consultation on Freedom of Associations and Collective Bargaining Reform," held on August 10th, 2023, at Star Avenue, the International Labor Organization (ILO) organized Ramada Plaza, Karachi. The session aimed to emphasize the importance of these concepts within the business association and private sector.

Key points from the seminar:

1. Opening Remarks: The seminar began with opening remarks from Mr. Majyd Aziz representative of the Employer Federation of Pakistan.
2. ILO's Role: Mr. Geir T. Tonstol discussed Pakistan's significant role in the International Labor Organization (ILO) since 1947, ratifying 36 ILO Conventions, including fundamental Conventions. He highlighted the importance of regular reporting on Convention implementation and responding to recommendations from the Committee of Experts on Application of Conventions and Recommendations (CEACR). This action could also affect trade benefits under the EU Generalized Scheme of Preferences Plus (GSP+).
3. Seminar Sessions:
 - Session 1: Ms. Khemphone ILES Project Manager emphasized GSP+ and compliance with labor standards.
 - Session 2: Ms. Elena Gerasimova, ILO DWT for South Asia, discussed Freedom of Association and Collective Bargaining principles and the role of ILO supervisory bodies.
 - Session 3: Mr. Conor Cradden, FOA/CB Consultant, presented a Technical Note on the relevant Conventions and shared research findings and reform recommendations.
 - Session 4: This focused on identifying employers' needs and required support through group discussions and proposals.
 - Session 5: Sustainable Capacity Development Programme: The seminar also highlighted the Sustainable Capacity Development Programme for Textile & Leather Enterprises in Pakistan, supported by the ILO and funded by the EU. Key points included:



- Enterprise Support Package through KAIZAN Institute to improve productivity and labor law compliance.
 - The program's Started Oct 2016 and validity until September 2024, funded by the EU.
 - Benefits achieved:
 - reduction in production time i.e. **5.5 days to 2hours.**
 - increased productivity by **85%**
 - Rework reduced from **25% to 5%**
 - Electricity consumption reduced by **-8%**
 - reduced energy consumption by **-6%**
 - reduced water consumption **-14%**
 - reduced wastage **8 to 10%**
4. Program Features:
- Formation of an enterprise improvement team (EIT) and a Champion from various employee categories.
 - Involvement of EIT in meetings and implementation of improvement initiatives.
 - MD/CEO's role in reviewing project progress and promoting improvement measures.
 - Confidential handling of required data for analysis and improvement purposes.

Enclosed materials include the seminar's brochure and working papers for reference.

Overall, the seminar shed light on the significance of freedom of association, collective bargaining reforms, and sustainable capacity development in Pakistan's business landscape, aiming to improve labor standards and productivity while maintaining compliance with international standards.





BUSINESS RECORDER

Founded by M.A. Zuberi

Aug. 16, 2023

Sindh & Balochistan : Textile units hit hard by two days per week gas suspension: TMA

KARACHI: Syed Usman Ali, Chairman South Circle of the Towel Manufacturers Association of Pakistan, has raised significant concern about the planned gas supply closure for the export oriented units of Sindh & Balochistan for two days weekly. The SSGCL weekly basis announces two-day gas closure to all industrial units and captive power plants in Karachi & this gas closure has further deepened the problems of exporters in the economic hub of Pakistan. The gas closure specifically badly affects the manufacturing process of textile export- oriented units.

The textile export-oriented units heavily rely on natural gas as a source of energy for their operations. Natural gas is a crucial input for the textile manufacturing process.

Syed Usman Ali's expression of "severe concern" that the planned two-day closure of gas supply for the export-oriented textile units is a matter of great significance and has negatively impacted the country's Textile Exports growth. Such closures could disrupt production schedules, lead to delays in fulfilling orders of international buyers as well negative impact on the collection of taxes, decline in the economic activities and loss of foreign exchange for the national exchequer.

He further urged the government to address the issue of gas supply to the export-oriented textile sector, in Sindh and Balochistan on top priority basis, and save them from disruption in its operations, especially due to a lack of essential resources like natural gas.

Syed Usman Ali further highlighted that Sindh and Balochistan are producing around 85 percent of the total natural gas produced in the country. However, they are denied their rights guaranteed under Article 158 of the Constitution.

He demanded that the gas being produced in Sindh and Balochistan should first be supplied to these provinces and after fulfilling the requirement of Sindh and Balochistan the surplus should be supplied to other provinces.

He said that the textile industry is not only facing the problem of two days weekly closure of gas but also facing the problem of low gas pressure throughout the week. The Export



industry is facing this issue despite the fact that the government increased the gas tariff in February 2023 by around 30 percent and the exporters are already unable to compete in the international market due to the high cost of gas prices being paid by the exporters as compared to the regional competitive countries. This is resulting in heavy production losses, deindustrialization, and unemployment. A loss in production will lead to a further loss of exports and the need for billions of dollars in additional loans, which are already hard to come by. The two days weekly gas closure is an alarming situation for the textile industry which has made major contributions to Pakistan's economy.

The SSGCL also issued a notice on 15-8-2023 of Gas curtailment wherein SSGCL advised for the reduction of 50% consumption of all power generation units (Export & non-export) of General industries from 16th August to 24 August 2023 which will also badly disrupts the manufacturing activities of the export units.

In light of these facts, Syed Usman Ali further urged the governments of Sindh and Balochistan to take immediate action and address the problem of two days weekly closure of gas. He requested the Ministry of Petroleum to instruct the Sui Southern Gas Company Limited (SSGCL) to ensure continuous and uninterrupted gas supply to the Exports industries.

He warned that Export Oriented Industries closure will lead to Pakistan defaulting on its foreign payments and the currency rate will deteriorate even further, reaching a point of no return. The government must take appropriate measures to ensure gas supply to export-oriented industries 24/7 at required industrial pressure otherwise it will lead to a huge decline in exports and revenue, including the closure of industries and layoffs.—PR



SEMINAR ON SRO 957(I) 2021 EXPORT FACILITATION SCHEME

TMA arranged a comprehensive session on SRO 957(I) 2021 of Export Facilitation Scheme on Tuesday, August 22, 2023 at 5:00pm at TMA Head Office Karachi.

Representatives of Custom Exports (PMBQ), Mr. Qasim Khokhar along with Mr. Umar Latif attended the session and briefed members through detailed presentation for TMA members. The custom delegation also answered various questions raised by TMA members and also provided timely solution of their issues pertaining to the Export Facilitation Scheme.

At last Mr. Haroon Shamsi, Mr. Khurshid Alam, Mr. Muzzammil Husain presented TMA crest and handouts to the members of the delegation of Customs Exports (PMBQ).







SMA RIZVI TEXTILE INSTITUTE
Career in Textile & Other Industrial Sectors



**ADMISSION
2023-24**

DAE DIPLOMA OF
ASSOCIATE
ENGINEER
3 YEARS PROGRAM

- Recognized by Sindh Board of Technical Education (SBTE)
- Equivalent to intermediate Science (Pre-Engineering)

ELIGIBILITY

Matric Science / Technical

FEES

Rs. 3200

- ★ We offer 50% scholarship's for first come first bases for bright students
- ★ A+ Grade Student Upto 50% Off
- ★ A Grade Student Upto 30% Off
- ★ B and B+ Student Upto 20% Off
- ★ Hostel Facility is also available
- 100% job guaranteed

COURSES

MECHANICAL

ELECTRONICS

TEXTILE WEAVING

ELECTRICAL

CHEMICAL

TEXTILE DYEING & PRINTING

CIVIL

FOR MORE INFO

🌐 www.smarti.edu.pk
☎ 021- 35076897 / 0321-322270

Monday to Saturday (09:00 am to 03:00pm)
(Morning Week Days)

Plot # 231, Sector # 23, Road 10,000 Korangi Industrial Area, Karachi