




# The Bulletin

Volume 45 ----- March 2024



**For Information & Feedback**

**TMA House**

77-A, SMCHS, Karachi – 74400 (Pakistan)

Phone : (92 21) 34382801-4, Fax : (92 21) 34551628

Email : [tma@towelassociation.com](mailto:tma@towelassociation.com)

Website : [www.towelassociation.com](http://www.towelassociation.com)



## Table of Contents

S. No.	Detail of Content	Page No.
1	Comparison of Export for the Month of March 2023 & March 2024 (All Textiles) : <b>Source Pakistan Bureau of Statistics</b>	Page 1
2	Comparison of Export Year wise of July- March 2022-23 & July- March 2023-24 (All Textiles) <b>Source Pakistan Bureau of Statistics</b>	Page 2
3	Mills Made Terry Towel (6302-6010) Export Data comparison of Jan 2024 to March 2024	Page 3-4
4	Other Made-ups (6302-6090) Export Data comparison of Jan 2024 to March 2024	Page 5
5	Handlooms Terry Towel (6302-6020) Export Data comparison of Jan 2024 to March 2024	Page 6
6	Presentation on “Forecast of Export Made-ups for March 2024 to June 2024 and Year 2024-25	Page 7-13
7	Country wise Export data from July 2023 to March 2024 for Terry Towels Hand Looms 6302-6020 Terry Towels Mills Made 6302-6010 Other Madeups 6302-6090	Page 14-22
8	Analysis of Currencies for the Month of March 2023 and March 2024: <b>Source Tresmark</b>	Page 23
9	Analysis of Commodities for the Month of March 2023 and March 2024: <b>Source Tresmark</b>	Page 24
10	Comparison of KIBOR for the Month of March 2023 and March 2024: <b>Source Tresmark</b>	Page 25
11	TMA News published in Business Recorder “TMA concerned at diversion of captive power generation gas to grid”	Page 26-27



Comparison of Export for the Month of March 2023 & March 2024

S.#	COMMODITIES	UNIT	March 2023			March 2024			Unit Price	Change in Qty	Change in Qty	Change in Value	Change in Value
			QTY	VALUE		QTY	VALUE						
				IN US\$ (000')	Unit Price		IN US\$ (000')	Unit Price					
1	Raw Cotton & Cotton Carded OR Combed	M.T.	342	701	2.05	175	334	1.91	-167	-48.83	-367	-52.35	
2	Cotton Yarn	M.T.	23,479	68,069	2.90	15,108	43,501	2.88	-8371	-35.65	-24568	-36.09	
3	Cotton Cloth	TH.SQM.	29,792	157,956	5.30	31,287	162,986	5.21	1495	5.02	5030	3.18	
4	Cotton Carded OR Combed	M.T.	12	26	2.17	51	98	1.92	39	325.00	72	276.92	
5	Yarn Other Than Cotton	M.T.	1,229	3,356	2.73	890	2,389	2.68	-339	-27.58	-967	-28.81	
6	Knitwear	TH.DOZ.	16,858	311,450	18.47	21,823	336,733	15.43	4965	29.45	25283	8.12	
7	Bed Wear	M.T.	31,438	196,837	6.26	37,121	215,259	5.80	5683	18.08	18422	9.36	
8	Towels	M.T.	16,575	78,791	4.75	20,035	93,054	4.64	3460	20.87	14263	18.10	
9	Tent, Canvas & Tarpulin	M.T.	3,957	16,434	4.15	3,030	10,175	3.36	-927	-23.43	-6259	-38.09	
10	Readymade Garment	TH.DOZ.	6,514	276,428	42.44	6,390	287,265	44.96	-124	-1.90	10837	3.92	
11	Art-Silk & Synthetic Textile	TH.SQM.	8,120	36,352	4.48	6,964	30,298	4.35	-1156	-14.24	-6054	-16.65	
12	Made-ups (Other Textiles)	-		49,998			58,742						
13	Other Textile Products	-		61,406			58,339						
<b>TOTAL</b>			<b>138,316</b>	<b>1,257,804</b>		<b>142,874</b>	<b>1,299,173</b>						



Comparison of Export Year wise of July-March 2022-23 & July-March 2023-24

S.#	COMMODITIES	UNIT	July-March 2022-2023			July-March 2023-2024			Unit Price	Change in Qty	Change in Qty	Change in Value	Change in Value
			QTY	VALUE		QTY	VALUE						
				IN US\$ (000')	Unit Price		IN US\$ (000')	Unit Price					
1	Raw Cotton & Cotton Carded OR Combed	M.T.	11,371	12,987	1.14	31,027	56,086	1.81	19656	172.86	43099	331.86	
2	Cotton Yarn	M.T.	186,233	573,084	3.08	294,697	791,808	2.69	108464	58.24	218724	38.17	
3	Cotton Cloth	TH.SQ M.	239,483	1,538,032	6.42	278,626	1,422,882	5.11	39143	16.34	-115150	-7.49	
4	Cotton Carded OR Combed	M.T.	1,324	996	0.75	423	752	1.78	-901	-68.05	-244	-24.50	
5	Yarn Other Than Cotton	M.T.	9,691	32,917	3.40	9,570	26,613	2.78	-121	-1.25	-6304	-19.15	
6	Knitwear	TH.DOZ.	127,121	3,390,332	26.67	179,694	3,240,272	18.03	52573	41.36	-150060	-4.43	
7	Bed Wear	M.T.	302,774	2,031,740	6.71	348,737	2,088,267	5.99	45963	15.18	56527	2.78	
8	Towels	M.T.	144,580	745,288	5.15	166,400	783,799	4.71	21820	15.09	38511	5.17	
9	Tent, Canvas & Tarpulin	M.T.	28,357	102,766	3.62	28,287	87,254	3.08	-70	-0.25	-15512	-15.09	
10	Readymade Garment	TH.DOZ.	57,748	2,657,265	46.01	55,942	2,596,926	46.42	-1806	-3.13	-60339	-2.27	
11	Art-Silk & Synthetic Textile	TH.SQM	49,763	309,432	6.22	61,739	273,659	4.43	11976	24.07	-35773	-11.56	
12	Made-ups (Other Textiles)	-		534,764			535,662						
13	Other Textile Products	-		546,841			540,839						
<b>TOTAL</b>			<b>1,158,445</b>	<b>12,476,444</b>		<b>1,455,142</b>	<b>12,444,819</b>						



Terry Towels Mills Made HS Code: 63026010		Jul-23		Aug-23		Sep-23		Oct-23		Nov-23		Dec-23		Jan-24		Feb-24		Mar-24		FY2023-24(July-Mar)		US\$/KG	
S.No.	Country	Qty (KG)	Export US\$	Qty (KG)	Export US\$	Qty (KG)	Export US\$	Qty (KG)	Export US\$	Qty (KG)	Export US\$	Qty (KG)	Export US\$	Qty (KG)	Export US\$	Qty (KG)	Export US\$	Qty (KG)	Export US\$	Qty (KG)	Export US\$	US\$/KG	
TOTAL		13,865,360	66,379,948	16,746,596	78,555,897	16,824,410	76,255,837	18,015,637	84,593,673	14,949,463	68,775,466	16,786,651	80,811,558	18,588,375	89,521,345	17,687,234	86,116,981	18,577,585	86,258,975	152,041,312	717,269,679	4.72	
1	United States	4,690,667	21,490,440	7,120,141	31,599,188	7,166,736	29,656,020	6,792,866	30,839,025	6,254,837	27,304,367	6,016,502	28,007,443	6,715,793	30,966,305	5,847,176	27,285,872	6,919,133	30,210,291	57,253,852	257,358,950	4.47	
2	United Kingdom	1,562,493	8,398,223	1,411,284	7,401,479	1,589,688	8,478,603	1,642,476	8,585,788	1,060,139	5,908,764	1,511,290	8,417,645	1,858,986	10,133,995	1,361,524	7,276,218	1,258,720	1,258,720	6,775,928	13,256,600	71,356,643	5.38
3	Netherlands	967,504	4,813,455	1,092,056	5,473,592	1,011,589	4,628,814	1,817,779	8,733,869	1,327,445	6,673,479	1,815,520	9,131,661	1,639,305	7,953,376	1,563,912	7,870,519	1,713,667	8,882,391	12,948,177	64,161,156	4.96	
4	Italy	854,580	4,124,913	921,027	4,175,430	1,025,213	4,685,801	1,211,125	5,923,306	683,972	2,917,973	955,510	3,839,239	1,755,349	7,587,114	1,417,940	6,212,209	1,412,905	6,136,392	10,308,306	45,602,379	4.42	
5	Spain	801,043	3,916,530	863,870	4,089,641	1,772,231	3,666,754	675,605	3,184,669	563,823	2,917,383	707,950	3,722,225	1,158,312	6,397,708	1,295,675	6,629,984	1,036,429	5,391,586	7,824,939	39,956,481	5.11	
6	Germany	523,784	2,774,883	673,151	3,923,103	477,010	2,784,066	908,530	4,551,412	720,472	3,183,276	876,038	4,528,266	627,392	2,934,844	893,251	4,579,319	818,577	3,738,713	6,518,205	32,997,882	5.06	
7	France	608,753	2,842,590	423,634	2,045,711	465,724	2,398,397	583,613	2,152,419	377,102	1,662,705	759,133	3,567,441	688,390	3,283,070	784,304	4,192,008	687,352	3,188,217	5,788,005	25,362,558	4.72	
8	Poland	281,679	1,508,484	473,850	2,172,316	394,607	2,090,033	446,731	2,213,366	281,514	1,403,604	473,493	1,904,095	375,765	1,659,734	418,738	2,080,467	427,758	2,004,726	3,574,136	17,036,824	5.44	
9	Greece	275,900	1,548,063	212,834	1,218,932	298,948	1,691,317	304,459	1,589,994	181,450	935,024	362,624	2,002,393	412,907	2,174,846	377,850	2,038,626	527,393	2,833,725	2,945,364	16,032,920	4.77	
10	Belgium	316,206	1,069,247	336,477	1,221,495	395,078	1,428,253	441,331	1,586,658	457,257	1,807,837	258,915	1,274,331	341,410	1,434,724	258,609	1,256,198	265,283	1,515,048	3,070,565	12,693,789	4.13	
11	United Arab Emirates	265,630	1,127,910	331,528	1,594,620	207,828	1,025,482	309,929	1,496,395	269,587	1,083,810	299,292	1,440,797	255,846	1,323,288	213,565	976,243	239,257	1,247,470	2,392,572	11,316,015	4.73	
12	South Africa	226,229	1,190,057	182,412	1,060,707	308,059	1,534,521	296,188	1,592,160	195,100	1,134,822	176,914	1,005,263	205,933	1,127,162	272,897	1,513,976	137,521	727,952	1,001,253	10,886,620	5.44	
13	Canada	259,053	1,058,861	313,969	1,230,359	173,020	593,843	197,140	868,845	141,831	712,356	191,535	991,275	208,101	957,153	294,073	1,272,562	338,429	995,990	2,117,150	8,681,245	4.10	
14	Saudi Arabia	183,227	827,908	81,637	344,081	152,117	685,662	146,625	743,034	182,744	965,246	158,980	723,286	199,443	1,004,238	245,385	1,337,696	213,096	1,079,083	1,563,253	7,710,232	4.93	
15	Ireland	144,379	831,451	159,194	947,454	101,941	591,334	138,350	823,224	140,170	897,219	99,871	591,681	116,068	676,354	216,796	1,219,711	141,920	780,364	1,258,688	7,358,793	5.85	
16	Denmark	118,877	657,138	164,913	919,945	84,430	431,757	136,536	721,519	124,640	710,496	98,617	554,711	212,617	1,211,014	129,720	742,032	148,817	814,612	1,219,137	6,775,224	5.56	
17	Romania	118,312	611,505	154,139	822,348	127,529	656,258	162,688	836,547	179,130	821,613	86,035	405,601	119,258	533,637	146,380	765,509	170,792	844,644	1,264,262	6,297,663	4.98	
18	Australia	71,379	340,559	114,127	488,959	120,702	702,499	193,779	1,070,697	127,495	707,910	80,338	495,326	163,392	751,635	78,267	374,632	148,084	822,659	1,106,612	5,754,876	5.20	
19	Sweden	41,221	170,405	169,451	867,918	97,748	505,789	121,603	606,021	98,005	466,150	177,869	868,421	59,179	328,922	74,852	353,003	80,650	450,591	920,576	4,617,220	5.02	
20	Slovenia	88,014	446,746	58,781	293,559	106,741	102,372	514,340	101,769	510,428	101,769	510,428	71,831	318,639	149,275	770,752	109,219	535,928	132,252	640,504	920,255	4,575,611	4.97
21	Malaysia	59,476	222,566	91,037	330,999	145,072	572,373	150,210	634,415	124,205	477,178	165,883	624,380	103,258	368,226	107,042	445,150	105,079	494,071	1,051,261	4,169,360	3.97	
22	Ghana	104,287	392,424	119,511	497,998	156,998	565,633	116,034	318,592	102,382	371,906	146,932	470,473	74,733	314,440	191,705	719,683	129,326	433,421	1,141,908	4,084,500	3.58	
23	Hungary	86,261	496,950	52,297	294,223	110,639	648,710	76,179	453,564	22,328	136,588	78,078	410,236	56,229	298,891	78,474	433,605	82,508	517,065	642,392	3,689,832	5.74	
24	Brazil	108,876	482,948	77,162	344,195	35,003	161,858	21,355	108,759	19,697	105,154	29,627	105,582	19,183	98,746	185,699	790,807	166,551	793,215	744,149	3,378,680	4.54	
25	Portugal	66,723	433,793	33,444	205,354	26,700	164,383	17,500	116,555	47,150	244,303	83,873	522,508	92,738	527,960	64,923	394,424	47,776	312,813	480,827	2,922,093	6.08	
26	Mexico	34,722	207,304	7,287	29,937	56,447	274,731	40,647	205,597	27,209	137,584	10,831	65,297	123,000	781,203	138,620	867,248	45,728	275,643	484,492	2,844,546	5.87	
27	Bulgaria	22,341	116,430	63,217	356,887	80,609	415,823	40,227	184,579	105,149	522,760	84,441	414,256	46,672	232,549	44,347	224,472	64,987	307,192	551,989	2,774,946	5.03	
28	New Zealand	16,891	97,253	63,276	376,344	70,980	443,043	28,031	147,375	120,060	730,826	119,264	430,140	82,189	277,461	33,531	240,755	34,354	175,146	568,576	2,558,343	4.50	
29	Croatia	40,185	219,889	9,186	49,152	60,380	241,221	40,285	184,456	99,547	164,708	30,498	173,968	97,458	502,128	94,684	473,663	64,529	338,926	536,753	2,348,110	4.37	
30	Panama	45,328	182,151	86,861	354,044	75,084	373,358	42,983	233,411	96,498	324,651	74,122	311,724	55,043	162,753	3,326	16,584	282,593	223,197	761,840	2,181,873	2.86	
31	Japan	54,559	226,356	48,348	276,384	37,314	171,216	51,409	300,085	90,065	388,296	48,191	241,804	15,777	90,014	35,909	155,122	38,797	134,251	420,369	1,983,527	4.72	
32	Kenya	25,617	209,405	60,872	254,542	28,833	169,524	54,192	325,609	46,328	255,226	22,018	104,221	37,330	222,862	46,731	280,240	14,556	61,102	336,477	1,918,695	5.70	
33	Philippines	40,806	189,244	63,636	256,483	95,740	410,471	47,805	220,140	17,299	73,716	16,464	72,575	48,488	194,227	37,133	194,867	48,067	226,681	415,440	1,838,403	4.43	
34	Norway	43,282	258,415	44,146	281,499	7,217	43,334	31,313	178,226	8,986	55,795	68,621	418,548	45,562	262,023	6,236	44,467	36,326	262,475	291,689	1,804,783	6.19	
35	Cyprus	42,881	190,390	34,669	223,492	83,093	354,660	19,665	112,595	32,258	94,899	23,504	134,479	21,995	90,463	18,000	106,551	26,971	183,219	303,036	1,490,547	4.92	
36	Senegal	49,638	216,712	67,409	132,617	78,482	240,119	47,598	117,540	45,596	158,729	9,207	13,534	51,430	250,467	50,280	114,786	28,925	155,347	428,565	1,999,852	3.27	
37	Chile	10,602	41,292	36,564	227,394	-	26,613	128,821	40,257	231,055	47,417	275,311	45,550	250,333	7,692	46,505	28,438	164,867	243,133	1,365,578	5.62		
38	Nigeria	42,518	128,315	35,281	79,164	72,107	199,623	47,835	136,003	61,649	172,757	20,528	65,673	28,236	116,472	66,514	254,048	42,167	124,476	416,835	1,276,530	3.06	
39	Tanzania, United Republic Of	47,910	165,289	81,649	381,922	57,310	154,879	35,873	115,319	37,937	127,725	35,321	143,208	2,620	2,409	47,876	137,213	7,566	20,892	354,062	1,248,584	3.53	
40	Kuwait	47,768	227,513	45,210	150,726	34,324	110,976	9,877	27,694	10,810	52,264	26,522	107,912	11,822	40,075	31,721	115,767	38,097	111,064	256,151	943,990	3.69	
41	Czech Republic	8,533	44,587	5,961	36,149	25,395	144,726	24,666	127,086	23,049	132,569	20,369	107,816	13,838	74,561	10,847	65,664	13,717	78,188	146,374	811,345	5.54	
42	Lithuania	5,383	36,246	17,445	90,674	11,765	65,179	3,694	15,277	10,541	57,866	3,599	21,251	6,142	35,697	15,298	72,879	57,609	341,935	131,476	737,003	5.61	
43	Malta	86,322	204,171	21,108	159,664	67,281	73,280	53,231	94,018	11,377	61,736	-	-	9,094	53,04								

HS Code: 63026010		Jul-23		Aug-23		Sep-23		Oct-23		Nov-23		Dec-23		Jan-24		Feb-24		Mar-24		FY2023-24(July-Mar)		US\$/KG				
S.No.	Country	Qty (KG)	Export US\$	Qty (KG)	Export US\$	Qty (KG)	Export US\$	Qty (KG)	Export US\$	Qty (KG)	Export US\$	Qty (KG)	Export US\$	Qty (KG)	Export US\$	Qty (KG)	Export US\$	Qty (KG)	Export US\$	Qty (KG)	Export US\$	US\$/KG				
	<b>TOTAL</b>	<b>13,865,360</b>	<b>66,379,948</b>	<b>16,746,596</b>	<b>78,555,897</b>	<b>16,824,410</b>	<b>76,255,837</b>	<b>18,015,637</b>	<b>84,593,673</b>	<b>14,949,463</b>	<b>68,775,466</b>	<b>16,786,651</b>	<b>80,811,558</b>	<b>18,588,375</b>	<b>89,521,345</b>	<b>17,687,234</b>	<b>86,116,981</b>	<b>18,577,585</b>	<b>86,258,975</b>	<b>152,041,312</b>	<b>717,269,679</b>	<b>4.72</b>				
84	Bahrain/Kingdom Of Bahrain	10,081	21,082	2,246	24,671	341	736	-	-	1,859	13,087	8,651	19,140	-	-	2,068	4,296	-	-	25,246	83,011	3.29				
85	Paraguay	-	-	-	-	-	-	14,632	76,512	-	-	-	-	-	-	-	-	-	-	14,632	76,512	5.23				
86	Papua New Guinea	-	-	-	-	15,437	71,788	-	-	-	-	-	-	-	-	-	-	-	-	15,437	71,788	4.65				
87	Iraq	-	-	-	-	-	-	-	-	5,534	30,153	-	-	-	7,139	39,968	-	-	-	12,673	70,120	5.53				
88	Uruguay	-	-	3,026	12,207	-	-	-	-	545	3,420	9,228	53,058	-	-	-	-	-	-	12,799	68,685	5.37				
89	Lebanon	-	-	9,096	46,648	-	-	-	-	-	-	-	-	-	3,170	21,322	-	-	-	12,265	67,970	5.54				
90	Turkey	-	-	5,184	41,340	-	-	3,458	25,859	-	-	-	-	-	-	-	-	-	-	8,642	67,200	7.78				
91	Guadeloupe	-	-	-	-	-	-	-	-	-	-	-	-	-	8,270	41,162	4,135	20,755	12,405	61,917	4.99					
92	Madagascar	7,172	31,428	-	-	6,200	16,907	-	-	8,700	12,068	-	-	-	-	-	-	-	-	22,072	60,404	2.74				
93	Benin	10,620	58,410	-	-	-	-	-	-	-	-	-	-	-	-	-	-	-	-	10,620	58,410	5.50				
94	Georgia	1,341	6,817	-	-	-	-	-	-	-	-	4,566	24,198	4,147	23,491	-	-	-	-	10,054	54,506	5.42				
95	Maldives	-	-	-	-	5,761	23,717	1,325	7,833	-	-	-	-	3,780	20,907	-	-	-	-	10,866	52,457	4.83				
96	Tunisia	-	-	12,194	23,388	-	-	-	-	-	-	3,467	5,443	-	-	-	-	-	-	17,923	46,397	2.59				
97	Thailand	4,397	5,500	-	-	-	-	5,979	25,261	-	-	-	-	-	-	2,262	17,566	-	-	1,242	6,074	8,000	8,800	19,618	45,635	2.33
98	Korea (South)	3,653	18,914	1,334	6,229	-	-	-	-	-	-	-	-	3,972	19,913	-	-	-	-	8,959	45,057	5.03				
99	Somalia	-	-	5,970	19,701	-	-	-	-	-	-	-	-	-	-	7,800	23,944	-	-	-	13,770	43,645	3.17			
100	Ukrainian	-	-	-	-	-	-	-	-	-	-	8,648	41,167	-	-	-	-	-	-	8,648	41,167	4.76				
101	Mayotte	-	-	-	-	-	-	-	-	-	-	-	-	-	-	-	-	6,760	36,463	6,760	36,463	6.76	36,463	6.76	36,463	6.96
102	Seychelles	-	-	-	-	2,017	16,856	1,568	14,907	-	-	-	-	-	-	-	-	-	-	3,585	31,763	8.86				
103	Trinidad And Tobago	6,218	16,421	-	-	3,376	14,462	-	-	-	-	-	-	-	-	-	-	-	-	9,594	30,883	3.22				
104	Fiji	-	-	5,312	28,988	-	-	-	-	-	-	-	-	-	-	-	-	-	-	5,312	28,988	5.46				
105	Venezuela, Bolivarian Republic	-	-	4,897	27,644	-	-	-	-	-	-	-	-	-	-	-	-	-	-	4,897	27,644	5.64				
106	Switzerland	-	-	-	-	45	117	1,231	2,479	-	-	-	-	4,001	24,922	-	-	-	-	5,277	27,518	5.21				
107	Argentina	3,817	25,412	-	-	-	-	-	-	-	-	-	-	-	-	-	-	-	-	3,817	25,412	6.66				
108	New Caledonia	-	-	-	-	3,670	17,952	-	-	-	-	-	-	-	-	640	4,511	-	-	4,310	22,463	5.21				
109	Djibouti	-	-	-	-	-	-	3,001	21,500	155	465	-	-	-	-	-	-	-	-	3,156	21,965	6.96				
110	Kazakhstan	271	2,439	8,573	6,833	-	-	1,013	9,566	30	540	284	1,956	-	-	-	-	-	-	10,171	21,334	2.10				
111	Malawi	7,300	7,300	4,480	13,440	-	-	-	-	-	-	-	-	-	-	-	-	-	-	11,780	20,740	1.76				
112	Barbados	-	-	-	-	-	-	4,712	19,460	-	-	-	-	-	-	-	-	-	-	4,712	19,460	4.13				
113	China	1,703	17,460	-	-	475	1,235	-	-	3	474	-	-	-	-	-	-	-	-	2,181	19,169	8.79				
114	Afghanistan	6,000	610	1,000	100	1,500	180	3,500	490	11,000	1,906	8,000	2,140	3,690	919	40,100	6,777	17,000	2,979	91,790	16,101	0.18				
115	Angola	-	-	2,998	13,563	-	-	-	-	-	-	-	-	-	-	-	-	-	-	2,998	13,563	4.52				
116	Kazakhstan	-	-	-	-	-	-	-	-	-	-	-	-	12,342	7,045	4,803	2,605	261	3,132	17,406	12,782	0.73				
117	Guinea	-	-	-	-	-	-	14,700	10,000	-	-	-	-	-	-	-	-	-	-	14,700	10,000	0.68				
118	Serbia	-	-	-	-	-	-	-	-	-	-	310	2,470	1,104	6,722	-	-	-	-	1,414	9,191	6.50				
119	Congo, Democratic Republic Of	-	-	1,788	3,750	-	-	-	-	1,928	4,800	-	-	-	-	-	-	-	-	3,715	8,550	2.30				
120	Liberia	-	-	-	-	-	-	-	-	-	-	-	-	-	-	-	-	1,442	5,047	1,442	5,047	3.50				
121	Viet Nam	-	-	-	-	50	130	-	-	-	-	-	-	-	-	-	-	-	-	50	130	2.60				

Other Madeups HS Code: 63026090		Jul-23		Aug-23		Sep-23		Oct-23		Nov-23		Dec-23		Jan-24		Feb-24		Mar-24		FY2023-24(July-Mar)		US\$/KG
S.No.	Country	Qty (KG)	Export US\$	Qty (KG)	Export US\$	Qty (KG)	Export US\$	Qty (KG)	Export US\$	Qty (KG)	Export US\$	Qty (KG)	Export US\$	Qty (KG)	Export US\$	Qty (KG)	Export US\$	Qty (KG)	Export US\$	Qty (KG)	Export US\$	US\$/KG
	TOTAL	1,047,574	4,941,213	1,540,998	6,909,334	1,220,313	5,885,520	1,433,666	6,384,514	1,254,323	5,100,094	1,192,616	5,196,647	1,008,321	4,741,799	2,047,747	7,221,149	1,160,477	5,401,760	11,906,036	51,782,131	4.35
1	United States	387,417	1,283,572	537,090	2,118,429	405,767	1,460,078	572,215	2,630,485	683,640	2,297,531	622,212	2,443,045	503,607	1,903,612	1,213,793	3,594,552	491,189	2,028,188	5,416,930	19,759,490	3.65
2	France	269,510	1,654,316	269,045	1,507,925	104,405	587,081	60,368	262,238	72,801	354,620	128,313	638,306	87,335	424,578	161,598	769,382	133,337	663,739	1,286,713	6,862,185	5.33
3	Netherlands	65,204	403,438	220,580	749,308	321,201	1,820,155	246,577	791,729	56,956	351,068	49,163	293,142	56,186	318,178	177,038	391,561	60,554	382,923	1,253,460	5,501,502	4.39
4	United Kingdom	60,653	379,810	124,795	661,105	29,814	186,660	104,253	560,855	79,885	430,336	67,714	407,544	142,600	803,067	73,017	404,870	64,528	389,193	747,260	4,223,441	5.65
5	Germany	55,602	313,832	81,572	562,066	72,990	286,607	62,943	406,161	51,045	333,203	104,413	415,449	70,353	477,587	66,348	432,394	100,018	502,950	665,285	3,730,249	5.61
6	Italy	27,444	107,149	75,988	400,323	56,319	369,433	45,904	286,633	39,843	186,351	64,041	346,125	36,189	215,272	86,839	543,825	131,261	527,557	563,829	2,982,668	5.29
7	South Africa	36,600	321,823	17,061	69,800	46,052	444,909	21,480	175,888	-	-	5,608	60,823	-	-	31,063	316,599	17,359	172,398	175,223	1,562,242	8.92
8	Spain	13,145	76,129	62,441	284,931	15,235	122,050	16,314	52,496	1,158	6,036	4,013	24,793	46,507	173,784	16,557	106,388	13,353	71,484	188,723	918,091	4.86
9	Poland	4,739	31,396	20,944	63,227	427	2,540	29,124	135,838	78,883	360,363	210,281	4,182	29,914	124	1,181	-	3,336	41,765	137,454	635,129	4.62
10	Hungary	-	-	-	8,323	58,455	22,480	101,311	47,062	101,311	47,062	210,281	4,182	29,914	124	1,181	-	3,336	41,765	137,454	635,129	4.62
11	Romania	11,561	69,847	12,232	51,661	3,870	27,180	19,862	94,513	37,460	188,387	1,061	7,588	-	-	-	-	-	86,047	439,175	5.10	
12	Belgium	4,733	30,956	1,606	10,250	11,187	44,963	28,344	181,564	4,517	26,491	14,937	78,144	3,157	20,161	6,351	40,477	1,011	5,809	75,843	438,815	5.79
13	Greece	5,619	26,157	9,316	56,240	10,046	57,808	1,026	4,590	1,242	12,511	18,666	86,751	-	-	19,364	94,595	11,304	70,283	76,582	408,934	5.34
14	United Arab Emirates	12,645	54,764	19,956	78,393	12,712	28,047	12,492	64,609	9,326	39,240	10,551	58,797	3,375	23,075	10,772	51,103	2,474	9,932	94,302	407,959	4.33
15	Malaysia	15,875	66,947	14,585	51,906	19,647	72,286	11,187	47,430	4,037	17,032	4,866	25,115	3,608	15,965	9,999	50,479	2,386	10,826	86,190	357,985	4.15
16	Portugal	-	-	-	-	-	7,586	42,582	10,430	37,069	-	-	-	12,211	91,750	9,786	54,890	19,779	94,532	59,791	320,824	5.37
17	Denmark	1,825	8,364	1,825	8,364	943	5,528	523	4,301	3,518	13,353	9,817	55,845	30,492	184,888	528	4,137	246	1,925	49,715	286,703	5.77
18	Kenya	14,884	17,117	15,150	28,612	29,500	89,537	19,080	94,368	12,980	18,004	-	-	-	17,720	31,160	-	-	109,314	278,797	2.55	
19	Kuwait	-	-	6,554	16,847	2,264	6,342	14,866	59,968	11,073	50,325	3,387	10,283	408	1,162	12,148	55,051	9,393	46,768	60,091	246,745	4.11
20	Panama	1,931	8,293	10,262	41,096	10,084	40,321	20,166	106,744	1,933	8,253	-	-	-	1,919	10,329	-	-	46,295	215,035	4.64	
21	Puerto Rico	-	-	-	-	-	16,268	69,671	-	-	-	10,244	31,389	-	-	-	-	17,831	84,071	44,343	185,130	4.17
22	Ireland	4,855	26,566	5,210	24,960	5,044	22,162	5,955	33,283	-	-	1,543	9,133	-	-	7,825	36,819	-	-	30,432	152,923	5.03
23	Norway	779	6,490	1,581	13,171	4,077	36,302	1,998	22,658	3,733	31,648	392	4,788	159	1,955	-	342	2,380	13,061	119,392	9.14	
24	Saudi Arabia	-	-	2,555	16,608	114	598	-	9,668	32,209	300	180	3,157	31,095	2,111	11,036	19,130	24,353	37,035	116,077	3.13	
25	Malta	-	-	-	-	-	-	-	-	9,923	54,572	-	-	-	10,240	60,082	-	-	20,163	114,654	5.69	
26	Croatia	-	-	1,105	14,231	1,008	3,991	907	1,797	-	7,732	22,088	4,916	23,583	8,773	32,237	1,347	8,620	25,788	106,546	4.13	
27	Czech Republic	-	-	65	472	-	26,606	36,005	-	-	-	-	2,165	16,671	50,610	49,942	-	-	79,446	103,089	1.30	
28	Cyprus	1,609	10,204	3,424	30,631	2,214	15,525	3,061	18,707	630	3,630	200	1,826	121	857	507	3,743	3,222	15,534	14,988	100,657	6.72
29	Canada	3,289	20,027	7,396	8,877	7,300	15,768	-	-	24	70	4,509	14,413	696	4,454	5,700	11,431	7,999	22,361	36,913	97,401	2.64
30	Slovenia	-	-	-	-	-	-	-	9,513	62,266	-	-	-	-	-	-	-	-	9,513	62,266	6.55	
31	Azerbaijan	44,525	14,110	9,542	14,763	-	-	19,990	15,400	-	-	-	-	-	-	-	6,300	11,240	80,357	55,513	0.69	
32	Ecuador	-	-	-	-	-	-	-	-	-	-	-	-	-	-	-	-	11,131	54,282	11,131	54,282	4.88
33	Australia	-	-	5,381	3,763	13,200	3,480	31,739	19,604	19,588	5,888	27,240	8,172	-	-	38,358	12,101	-	-	135,506	53,008	0.39
34	Sri Lanka	-	-	4,134	28,690	1,581	10,131	-	-	-	-	-	956	8,926	-	-	-	6,671	47,747	6,671	47,747	7.16
35	Slovakia	-	-	-	-	-	-	-	-	-	-	-	-	-	3,395	28,248	2,430	16,335	5,825	44,583	7.65	
36	Sweden	-	-	-	-	-	2,793	17,619	-	-	-	-	-	-	-	-	3,869	24,429	6,662	42,048	6.31	
37	Saint Lucia	-	-	-	-	-	-	-	-	-	7,141	38,982	-	-	-	-	-	-	7,141	38,982	5.46	
38	New Zealand	786	7,311	574	5,349	581	5,407	1,733	16,119	-	-	-	-	-	-	-	-	-	3,674	34,185	9.31	
39	Latvia	-	-	-	-	-	-	-	-	-	-	-	-	-	-	-	5,659	30,191	5,659	30,191	5.33	
40	Finland	-	-	-	-	-	-	-	-	-	-	-	-	-	624	4,629	3,255	21,506	3,879	26,134	6.74	
41	Oman	194	891	-	2,550	17,193	-	-	1,210	4,990	-	-	-	-	-	-	-	-	3,953	23,073	5.84	
42	Brazil	-	-	-	778	6,500	-	-	-	-	-	-	-	-	-	-	1,871	15,625	2,649	22,125	8.35	
43	Bahrain/Kingdom Of Bahrain	-	-	-	-	-	-	-	2,168	18,943	-	-	-	-	-	-	-	-	2,168	18,943	8.74	
44	Turkey	-	-	-	18,040	16,494	-	-	-	-	-	-	-	-	-	-	-	-	18,040	16,494	0.91	
45	Colombia	-	-	-	-	-	3,028	15,536	-	-	-	-	-	-	-	-	-	-	3,028	15,536	5.13	
46	Trinidad And Tobago	-	-	-	-	-	-	-	-	-	1,050	13,230	-	-	-	-	-	-	1,050	13,230	12.60	
47	Mauritius	-	-	675	3,560	-	378	586	-	-	3,000	7,920	-	-	-	-	-	-	4,053	12,066	2.98	
48	Morocco	-	-	1,750	10,749	-	-	-	-	-	-	-	-	-	-	-	-	-	1,750	10,749	6.14	
49	Angola	-	-	-	-	-	-	-	-	-	-	-	-	-	2,840	8,394	-	-	2,840	8,394	2.96	
50	Ghana	-	-	-	-	-	-	-	-	-	-	-	-	-	1,235	6,175	-	-	1,235	6,175	5.00	
51	Maldives	-	-	-	486	3,532	100	953	-	-	-	-	-	-	-	-	-	-	586	4,484	7.65	
52	Uruguay	-	-	-	-	-	-	-	-	-	745	4,284	-	-	-	-	-	-	745	4,284	5.75	
53	Estonia	-	-	-	-	-	-	-	-	-	-	-	-	-	549	3,918	-	-	549	3,918	7.14	
54	Qatar	-	-	-	-	-	-	-	-	-	653	3,007	-	-	-	-	-	-	653	3,007	4.61	
55	Afghanistan	1,700	187	500	55	-	-	-	-	-	5,000	1,000	-	-	-	-	8,500	1,595	15,700	2,837	0.18	
56	Costa Rica	-	-	-	-	-	-	-	-	-	-	-	-	-	-	-	2,328	2,213	2,328	2,213	0.95	
57	Somalia	450	1,518	-	-	-	-	-	-	-	-	-	-	-	140	604	-	-	590	2,122	3.60	
58	Singapore	-	-	-	-	-	381	1,782	-	-	-	-	-	-	-	-	-	-	381	1,782	4.68	
59	Lithuania	-	-	239	1,664	-	-	-	-	-	-	-	-	-	-	-	-	-	239	1,664	6.95	
60	Jordan	-	-	-	-	-	360	360	-	-	-	-	-	-	-	-	-	-	360	360	1.00	

Terry Towels Hand Looms HS Code: 63026020		Jul-23		Aug-23		Sep-23		Oct-23		Nov-23		Dec-23		Jan-24		Feb-24		Mar-24		FY2023-24(July-Mar)		US\$/KG	
		Qty (KG)	Export US\$	Qty (KG)	Export US\$	Qty (KG)	Export US\$	Qty (KG)	Export US\$	Qty (KG)	Export US\$	Qty (KG)	Export US\$	Qty (KG)	Export US\$	Qty (KG)	Export US\$	Qty (KG)	Export US\$	Qty (KG)	Export US\$		Qty (KG)
S.No.	Country / Total	212,977	997,379	425,822	2,751,837	356,321	1,347,055	411,469	1,791,713	220,947	1,028,149	263,323	1,281,193	401,440	1,518,254	234,147	1,097,764	300,471	1,282,008	2,826,916	13,095,352	4.63	
1	Poland	6,648	15,525	-	-	-	-	-	-	16,510	73,794	50,831	228,946	70,319	316,986	70,032	320,428	95,242	447,849	309,581	1,403,527	4.53	
2	United Arab Emirates	40,115	199,551	104,518	699,351	22,750	110,818	32,581	207,192	11,255	66,231	7,728	33,344	5,100	19,710	1,550	6,200	10,855	44,089	236,452	1,386,485	5.86	
3	Saudi Arabia	68,606	411,082	68,124	474,018	36,525	242,345	5,387	30,689	7,464	50,708	1,890	6,426	13,649	47,569	3,525	14,100	1,160	5,360	206,330	1,282,297	6.21	
4	Ghana	25,000	175,000	24,812	173,684	27,200	190,400	1,546	3,479	53,985	337,945	36,890	227,505	-	-	11,950	47,800	24,750	123,750	206,133	1,279,563	6.21	
5	Hungary	-	-	-	-	-	-	-	-	18,464	92,317	53,347	240,586	73,533	331,989	30,166	138,732	77,771	354,277	253,282	1,157,902	4.57	
6	United States	570	3,249	10,735	55,978	9,360	52,799	2,858	11,360	10,487	30,110	18,479	136,998	83,044	333,110	24,427	152,100	15,572	97,214	175,532	872,919	4.97	
7	Malaysia	9,086	45,038	31,909	223,363	17,223	120,561	35,667	249,669	12,580	87,410	6,889	29,794	1,600	8,000	13,805	60,178	-	-	128,759	824,012	6.40	
8	Ivory Coast / Cote D'Ivoire	-	-	76,925	459,250	-	-	24,130	168,910	-	-	-	-	-	-	-	-	-	-	101,055	628,160	6.22	
9	Lesotho	-	-	22,855	159,985	45,650	319,550	14,130	98,910	-	-	-	-	-	-	-	-	-	-	82,635	578,445	7.00	
10	Romania	-	-	-	-	-	-	-	-	-	-	28,170	131,486	39,032	175,418	24,569	114,011	23,407	106,858	115,178	527,773	4.58	
11	Senegal	-	-	18,220	127,540	-	-	55,495	388,465	-	-	-	-	-	-	-	-	-	-	73,715	516,005	7.00	
12	South Africa	-	-	17,485	122,395	16,900	118,300	34,740	243,180	-	-	-	-	-	-	-	-	-	-	69,125	483,875	7.00	
13	United Kingdom	67	5,424	10	100	-	-	-	-	2,509	5,241	34,514	158,932	29,455	134,121	21,771	99,636	-	-	88,326	403,453	4.57	
14	Kenya	-	-	-	22,500	157,370	-	-	-	21,860	153,020	-	-	-	-	-	-	-	-	44,360	310,390	7.00	
15	Togo	-	-	550	1,375	585	1,334	24,440	171,080	17,852	56,912	-	-	-	-	-	-	-	-	43,427	230,701	5.31	
16	Nigeria	5,700	5,400	-	-	-	-	24,450	171,150	7,500	24,375	-	-	-	-	4,843	8,233	-	-	42,493	209,158	4.92	
17	Canada	37,678	47,097	-	-	-	-	-	-	-	-	-	-	35,793	43,156	4,723	29,297	33,692	38,760	111,885	158,310	1.41	
18	Spain	-	-	-	-	-	-	-	-	-	-	4,646	26,068	6,856	40,039	9,724	57,309	2,237	12,689	23,462	136,105	5.80	
19	Gambia	3,240	22,680	5,690	39,830	-	-	-	-	4,399	30,793	-	-	-	-	-	-	4,580	22,900	17,909	116,203	6.49	
20	Oman	-	-	12,640	88,480	-	-	-	-	-	-	-	-	-	-	-	-	-	-	-	12,640	88,480	7.00
21	Jordan	-	-	11,130	77,910	-	-	-	-	-	-	-	-	-	-	-	-	-	-	-	11,130	77,910	7.00
22	Singapore	-	-	-	-	-	-	9,060	32,730	-	-	7,920	30,500	-	-	-	-	-	-	-	16,980	63,229	3.72
23	France	-	-	-	151,000	15,154	146,985	14,900	33,500	3,372	3,000	2,700	31,247	23,830	-	-	-	-	-	-	365,732	59,956	0.16
24	Italy	4,082	33,580	-	-	-	-	-	-	-	-	8,480	26,154	-	-	-	-	-	-	-	12,562	59,734	4.76
25	Turkey	-	-	-	-	-	-	-	-	-	-	-	-	8,802	38,417	-	-	-	-	-	8,802	38,417	4.36
26	Sri Lanka	1,956	11,452	-	-	-	-	-	-	-	-	-	-	-	-	9,507	23,767	-	-	11,463	35,219	3.07	
27	Kuwait	-	-	4,121	10,715	4,179	12,536	-	-	-	-	-	-	-	-	-	-	-	-	8,300	23,251	2.80	
28	Tanzania, United Republic Of	667	1,201	2,126	14,882	2,449	5,888	-	-	-	-	-	-	-	-	-	-	-	-	5,242	21,971	4.19	
29	Croatia	9,562	21,101	-	-	-	-	-	-	-	-	-	-	-	-	-	-	-	-	-	9,562	21,101	2.21
30	Hong Kong	-	-	1,920	13,440	-	-	-	-	1,010	7,070	-	-	-	-	-	-	-	-	-	2,930	20,510	7.00
31	Greece	-	-	-	-	-	-	-	-	-	-	-	-	-	-	-	-	3,395	17,877	3,395	17,877	5.27	
32	Azerbaijan	-	-	4,900	6,693	-	-	-	-	-	-	-	-	-	-	-	-	7,800	10,220	12,700	16,913	1.33	
33	Ireland	-	-	-	-	-	-	-	-	-	-	-	-	-	-	2,242	14,945	-	-	2,242	14,945	6.67	
34	Denmark	-	-	-	-	-	-	-	-	-	-	-	-	-	1,313	11,027	-	-	-	1,313	11,027	8.40	
35	Georgia	-	-	-	-	-	-	-	-	1,200	8,400	540	1,755	-	-	-	-	-	-	-	1,740	10,155	5.84
36	Mozambique	-	-	-	-	-	-	-	-	-	-	-	-	2,000	5,000	-	-	-	-	-	2,000	5,000	2.50
37	Germany	-	-	7,122	2,491	-	-	-	-	-	-	-	-	-	-	-	-	-	-	-	7,122	2,491	0.35
38	Somalia	-	-	-	-	-	-	-	-	-	-	-	-	1,010	909	-	-	-	-	-	1,010	909	0.90
39	Djibouti	-	-	-	-	-	-	-	-	372	450	-	-	-	-	-	-	-	-	-	372	450	1.21
40	Mexico	-	-	30	357	-	-	-	-	-	-	-	-	-	-	-	-	-	-	-	30	357	12.00
41	Mauritius	-	-	-	-	-	-	-	-	-	-	-	-	-	-	-	-	10	166	10	166	16.63	



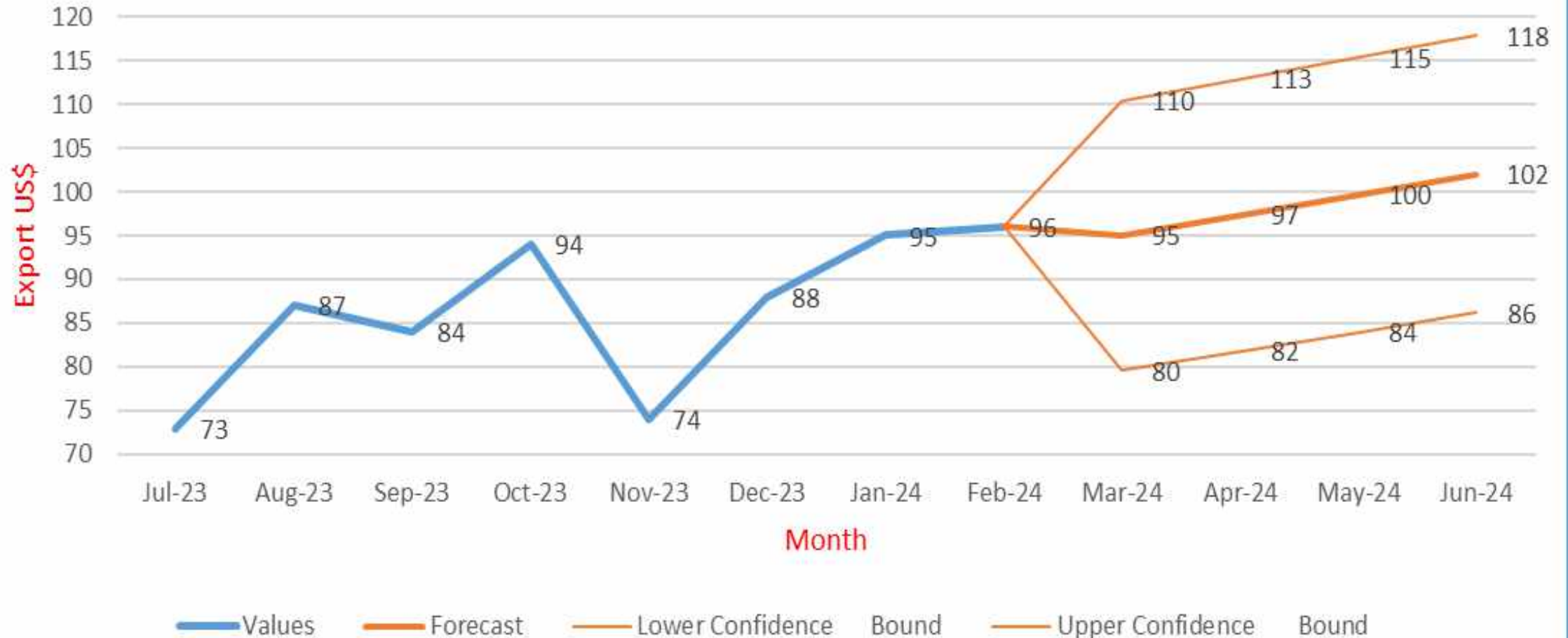


## ROUTE CASUSE OF DECLINING TERRY TOWELS AND ALLIED PRODUCTS EXPORTS

Sub Sector	Commodities as per PBS	Actual (\$M)	Projection (US\$ M)		Remarks
		Jul-Feb 23-24	Mar-June24	2024-25	
Made-ups	Towels	691	394	1182	If Condition remain unchanged
			332	996	If Condition Detroit frequent changes in Utility cost.
			456	1369	If our advise taken into considerations
	Made-ups	477	254	874	If Condition remain unchanged
			226	680	If Condition Detroit frequent changes in Utility cost.
			282	1067	If our advise taken into considerations

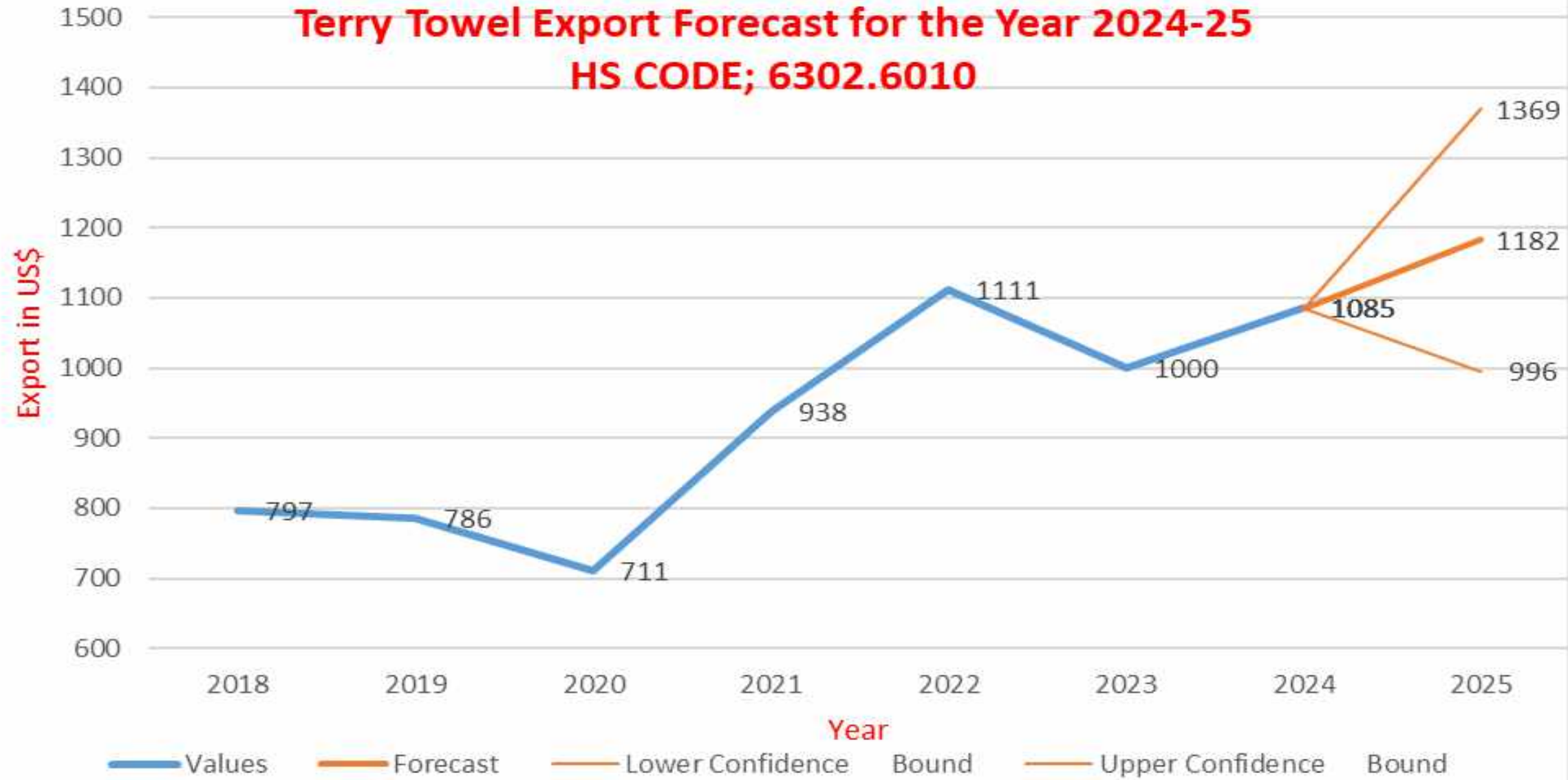


## Terry Towel Export Forecast for the Month of March-24 to June 24 HS CODE 6302.6010



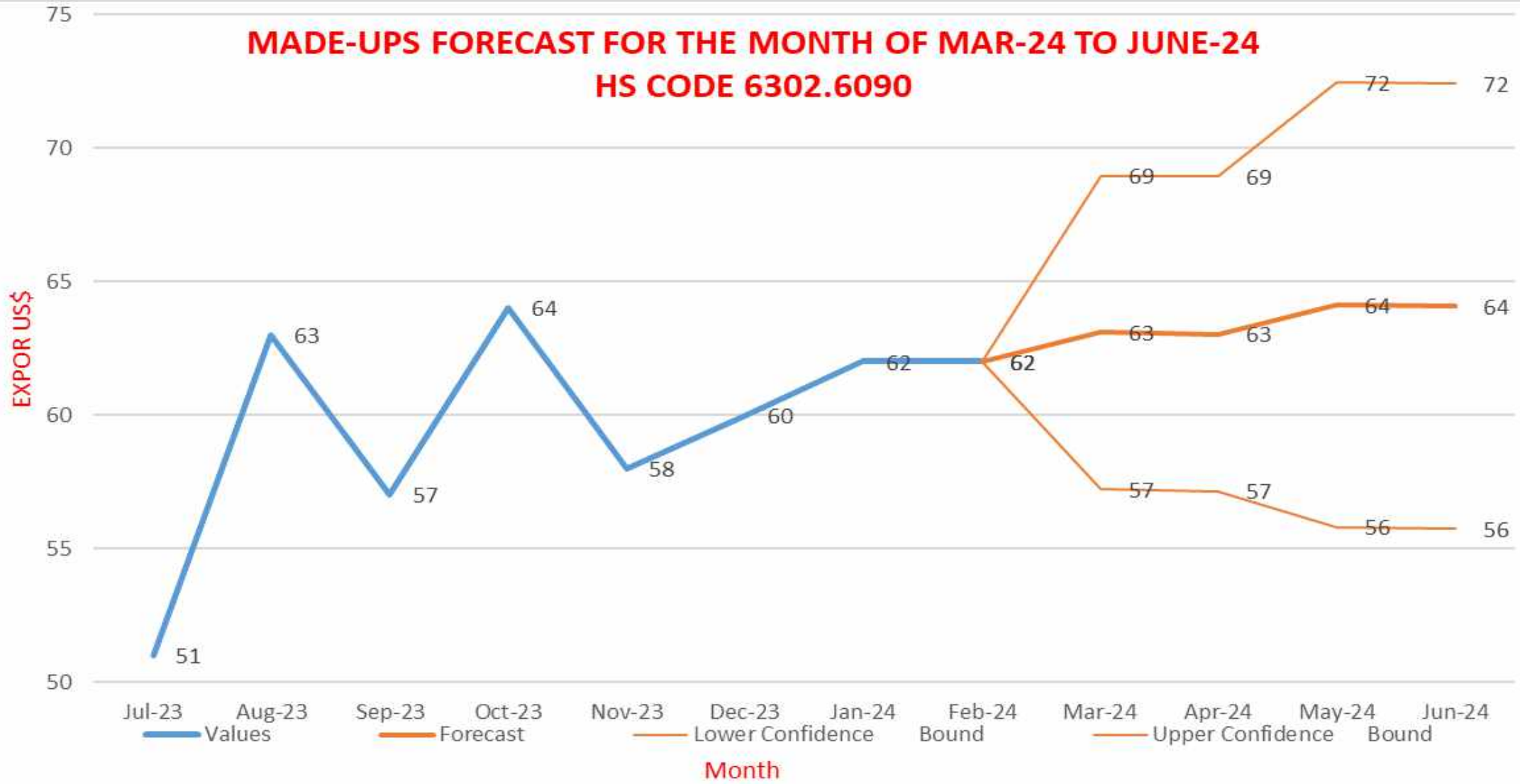


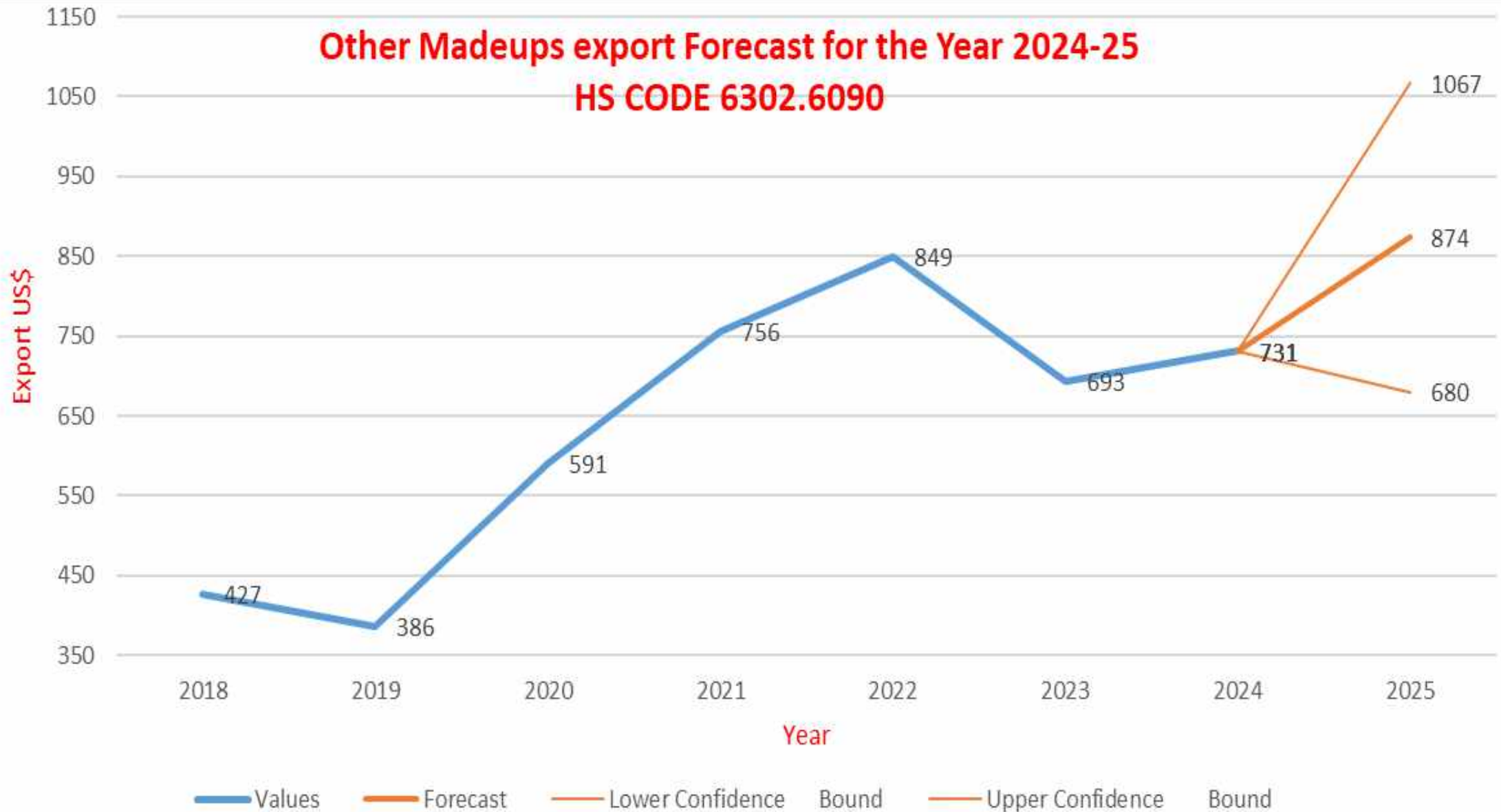
## Terry Towel Export Forecast for the Year 2024-25 HS CODE; 6302.6010





## MADE-UPS FORECAST FOR THE MONTH OF MAR-24 TO JUNE-24 HS CODE 6302.6090







### **Addressing the Root Causes of Declining Exports in Towels and Made-ups:**

The downward trend in exports of towels and made-ups has raised significant concerns within the industry. To counteract this decline and enhance export viability, it is imperative to implement strategic solutions that address the root causes behind the challenges faced by manufacturers.

### **Ensuring Uninterrupted Gas Supply:**

Gas availability must be ensured 24/7 without interruptions or low-pressure days. This requires proactive measures by relevant authorities to address infrastructure shortcomings and streamline distribution networks.

### **Long-Term Stability in Energy Tariffs:**

Implementing a long-term energy tariff structure reviewed annually or bi-annually, provides stability and predictability for manufacturers and exporters. This enables better planning and investment decisions, fostering a conducive environment for export growth.

### **Competitiveness in Utility Charges:**

Conducting a comparative analysis of utility charges with neighbouring countries, helps identify areas where adjustments are necessary to enhance competitiveness.





### **Streamlining Labour Laws:**

Simplifying and consolidating labour laws into federal and provincial regulations under the National Coordination Committee (NCC) framework enhances clarity and compliance for SMEs.

Through comprehensive reform, eliminate redundant or conflicting provisions to facilitate smoother operations and promote focus on product development and innovation.

### **Promoting Value Addition and Innovation:**

Suspend countervailing and antidumping duties on materials like microfiber and vegetable fibre, encouraging SMEs to adopt innovative techniques and value-added production processes.

### **Bann export of Short staple Fibber:**

Prohibit the export of short staple fibre through regulatory measures, coupled with an expansion (8 to 10 digits) of the Harmonized System (HS) code to provide better classification and enforcement

### **Conclusion:**

By implementing the proposed solutions, stakeholders can address the root causes of declining exports in towels and made-ups, fostering a conducive environment for industry growth and revitalization. Through collaborative efforts and proactive measures, the industry can regain its competitive edge in the global market, leading to sustained export growth and economic prosperity on higher meniscus of graph rather lower meniscus.



# Towel Manufacturers' Association of Pakistan

TMA HOUSE

77-A, SMCHS, Karachi-74400 (Pakistan) Phones: (9221)34382801-4 Fax : (9221)34551628 E-Mail : tma@towelassociation.com Web Site : www.towelassociation.com

## Terry Towels Hand Looms HS Code: 63026020

Source : TDAP

S.#	Country / Total	Jul-23		Aug-23		Sep-23		Oct-23		Nov-23		Dec-23		Jan-24		Feb-24		Mar-24		FY2023-24(July-Mar)		US\$/K G
		Qty (KG)	Export US\$	Qty (KG)	Export US\$	Qty (KG)	Export US\$	Qty (KG)	Export US\$	Qty (KG)	Export US\$	Qty (KG)	Export US\$	Qty (KG)	Export US\$	Qty (KG)	Export US\$	Qty (KG)	Export US\$	Qty (KG)	Export US\$	
		212,977	997,379	425,822	2,751,837	356,321	1,347,055	411,469	1,791,713	220,947	1,028,149	263,323	1,281,193	401,440	1,518,254	234,147	1,097,764	300,471	1,282,008	2,826,916	13,095,352	
1	Poland	6,648	15,525	-	-	-	-	-	16,510	73,794	50,831	228,946	70,319	316,986	70,032	320,428	95,242	447,849	309,581	1,403,527	4.53	
2	United Arab Emirates	40,115	199,551	104,518	699,351	22,750	110,818	32,581	207,192	11,255	66,231	7,728	33,344	5,100	19,710	1,550	6,200	10,855	44,089	236,452	1,386,485	5.86
3	Saudi Arabia	68,606	411,082	68,124	474,018	36,525	242,345	5,387	30,689	7,464	50,708	1,890	6,426	13,649	47,569	3,525	14,100	1,160	5,360	206,330	1,282,297	6.21
4	Ghana	25,000	175,000	24,812	173,684	27,200	190,400	1,546	3,479	53,985	337,945	36,890	227,505	-	11,950	47,800	24,750	123,750	206,133	1,279,563	6.21	
5	Hungary	-	-	-	-	-	-	-	-	18,464	92,317	53,347	240,586	73,533	331,989	30,166	138,732	77,771	354,277	253,282	1,157,902	4.57
6	United States	570	3,249	10,735	55,978	9,360	52,799	2,858	11,360	10,487	30,110	18,479	136,998	83,044	333,110	24,427	152,100	15,572	97,214	175,532	872,919	4.97
7	Malaysia	9,086	45,038	31,909	223,363	17,223	120,561	35,667	249,669	12,580	87,410	6,889	29,794	1,600	8,000	13,805	60,178	-	-	128,759	824,012	6.40
8	Ivory Coast / Cote D'Ivoire	-	-	76,925	459,250	-	-	24,130	168,910	-	-	-	-	-	-	-	-	-	-	101,055	628,160	6.22
9	Lesotho	-	-	22,855	159,985	45,650	319,550	14,130	98,910	-	-	-	-	-	-	-	-	-	-	82,635	578,445	7.00
10	Romania	-	-	-	-	-	-	-	-	-	28,170	131,486	39,032	175,418	24,569	114,011	23,407	106,858	115,178	527,773	4.58	
11	Senegal	-	-	18,220	127,540	-	-	55,495	388,465	-	-	-	-	-	-	-	-	-	-	73,715	516,005	7.00
12	South Africa	-	-	17,485	122,395	16,900	118,300	34,740	243,180	-	-	-	-	-	-	-	-	-	-	69,125	483,875	7.00
13	United Kingdom	67	5,424	10	100	-	-	-	-	2,509	5,241	34,514	158,932	29,455	134,121	21,771	99,636	-	-	88,326	403,453	4.57
14	Kenya	-	-	-	-	22,500	157,370	-	-	21,860	153,020	-	-	-	-	-	-	-	-	44,360	310,390	7.00
15	Togo	-	-	550	1,375	585	1,334	24,440	171,080	17,852	56,912	-	-	-	-	-	-	-	-	43,427	230,701	5.31
16	Nigeria	5,700	5,400	-	-	-	-	24,450	171,150	7,500	24,375	-	-	-	-	4,843	8,233	-	-	42,493	209,158	4.92
17	Canada	37,678	47,097	-	-	-	-	-	-	-	-	-	-	35,793	43,156	4,723	29,297	33,692	38,760	111,885	158,310	1.41
18	Spain	-	-	-	-	-	-	-	-	-	-	4,646	26,068	6,856	40,039	9,724	57,309	2,237	12,689	23,462	136,105	5.80
19	Gambia	3,240	22,680	5,690	39,830	-	-	-	-	4,399	30,793	-	-	-	-	-	-	4,580	22,900	17,909	116,203	6.49
20	Oman	-	-	12,640	88,480	-	-	-	-	-	-	-	-	-	-	-	-	-	-	12,640	88,480	7.00
21	Jordan	-	-	11,130	77,910	-	-	-	-	-	-	-	-	-	-	-	-	-	-	11,130	77,910	7.00
22	Singapore	-	-	-	-	-	-	9,060	32,730	-	-	7,920	30,500	-	-	-	-	-	-	16,980	63,229	3.72
23	France	-	-	-	-	151,000	15,154	146,985	14,900	33,500	3,372	3,000	2,700	31,247	23,830	-	-	-	-	365,732	59,956	0.16
24	Italy	4,082	33,580	-	-	-	-	-	-	-	8,480	26,154	-	-	-	-	-	-	-	12,562	59,734	4.76
25	Turkey	-	-	-	-	-	-	-	-	-	-	-	-	8,802	38,417	-	-	-	-	8,802	38,417	4.36
26	Sri Lanka	1,956	11,452	-	-	-	-	-	-	-	-	-	-	-	-	9,507	23,767	-	-	11,463	35,219	3.07
27	Kuwait	-	-	4,121	10,715	4,179	12,536	-	-	-	-	-	-	-	-	-	-	-	-	8,300	23,251	2.80
28	Tanzania, United Republic Of	667	1,201	2,126	14,882	2,449	5,888	-	-	-	-	-	-	-	-	-	-	-	-	5,242	21,971	4.19
29	Croatia	9,562	21,101	-	-	-	-	-	-	-	-	-	-	-	-	-	-	-	-	9,562	21,101	2.21
30	Hong Kong	-	-	1,920	13,440	-	-	-	-	1,010	7,070	-	-	-	-	-	-	-	-	2,930	20,510	7.00
31	Greece	-	-	-	-	-	-	-	-	-	-	-	-	-	-	-	-	3,395	17,877	3,395	17,877	5.27
32	Azerbaijan	-	-	4,900	6,693	-	-	-	-	-	-	-	-	-	-	-	7,800	10,220	12,700	16,913	16,913	1.33
33	Ireland	-	-	-	-	-	-	-	-	-	-	-	-	-	2,242	14,945	-	-	-	2,242	14,945	6.67
34	Denmark	-	-	-	-	-	-	-	-	-	-	-	-	-	1,313	11,027	-	-	-	1,313	11,027	8.40
35	Georgia	-	-	-	-	-	-	-	-	1,200	8,400	540	1,755	-	-	-	-	-	-	1,740	10,155	5.84
36	Mozambique	-	-	-	-	-	-	-	-	-	-	-	-	2,000	5,000	-	-	-	-	2,000	5,000	2.50
37	Germany	-	-	7,122	2,491	-	-	-	-	-	-	-	-	-	-	-	-	-	-	7,122	2,491	0.35
38	Somalia	-	-	-	-	-	-	-	-	-	-	-	-	1,010	909	-	-	-	-	1,010	909	0.90
39	Djibouti	-	-	-	-	-	-	-	-	372	450	-	-	-	-	-	-	-	-	372	450	1.21
40	Mexico	-	-	30	357	-	-	-	-	-	-	-	-	-	-	-	-	-	-	30	357	12.0
41	Mauritius	-	-	-	-	-	-	-	-	-	-	-	-	-	-	-	-	10	166	10	166	16.6







# Towel Manufacturers' Association of Pakistan

TMA HOUSE

77-A, SMCBS, Karachi-74400 (Pakistan) Phones: (9221)34382801-4 Fax : (9221)34551628 E-Mail : tma@towelassociation.com Web Site : www.towelassociation.com

## TERRY TOWELS MILLS MADE HS CODE: 63026010

Source : TDAP

S.#	Country	Jul-23		Aug-23		Sep-23		Oct-23		Nov-23		Dec-23		Jan-24		Feb-24		Mar-24		FY2023-24(July-Mar)		US\$/KG
		Qty (KG)	Export US\$	Qty (KG)	Export US\$	Qty (KG)	Export US\$	Qty (KG)	Export US\$	Qty (KG)	Export US\$	Qty (KG)	Export US\$	Qty (KG)	Export US\$	Qty (KG)	Export US\$	Qty (KG)	Export US\$	Qty (KG)	Export US\$	
	<b>TOTAL</b>	<b>13,865,360</b>	<b>66,379,948</b>	<b>16,746,596</b>	<b>78,555,897</b>	<b>16,824,410</b>	<b>76,255,837</b>	<b>18,015,637</b>	<b>84,593,673</b>	<b>14,949,463</b>	<b>68,775,466</b>	<b>16,786,651</b>	<b>80,811,558</b>	<b>18,588,375</b>	<b>89,521,345</b>	<b>17,687,234</b>	<b>86,116,981</b>	<b>18,577,585</b>	<b>86,258,975</b>	<b>152,041,312</b>	<b>717,269,679</b>	<b>4.72</b>
49	Reunion	4,869	28,128	11,814	57,136	9,062	44,484	9,796	64,031	16,126	59,239	13,089	57,651	-	9,254	48,420	18,153	90,258	92,162	449,346	4.88	
50	Sri Lanka	4,534	8,162	17,519	34,892	29,528	81,104	18,457	95,663	7,159	14,032	33,614	90,467	10,818	37,517	28,424	80,007	532	1,715	150,585	443,559	2.95
51	Colombia	-	-	9,054	52,997	-	-	13,433	64,615	20,163	110,744	-	-	8,543	47,131	12,092	63,723	19,582	89,889	82,867	429,099	5.18
52	Honduras	-	-	19,352	95,211	-	-	20,485	121,299	3,915	23,952	12,236	70,650	2,060	12,154	-	-	18,411	87,770	76,460	411,036	5.38
53	Dominican Republic	2,722	16,760	-	-	-	-	12,171	58,492	7,908	42,549	26,985	161,934	10,934	80,884	-	-	-	-	60,720	360,618	5.94
54	Finland	4,766	27,386	1,445	11,713	15,626	60,296	540	718	-	-	21,410	79,299	6,285	40,361	19,763	83,310	42,800	52,032	112,635	355,115	3.15
55	Latvia	-	-	11,509	64,327	-	-	18,143	108,949	-	-	14,057	80,197	3,469	22,285	6,420	30,143	5,815	35,282	59,413	341,183	5.74
56	Togo	32,918	104,202	19,450	48,625	22,090	70,489	18,837	38,642	10,866	46,181	-	-	-	2,387	6,922	-	-	106,548	315,060	2.96	
57	Slovakia	-	-	1,858	13,892	14,778	88,408	-	-	2,753	20,365	-	-	-	25,826	191,910	-	-	45,215	314,575	6.96	
58	Albania	4,878	26,666	7,723	37,701	-	-	4,372	18,536	8,232	39,982	-	-	13,460	69,734	13,966	67,180	7,031	37,690	59,663	297,489	4.99
59	Estonia	-	-	6,167	39,009	500	3,240	18,900	24,916	5,073	34,562	3,730	21,437	15,290	84,493	-	-	11,240	71,126	60,900	278,783	4.58
60	Puerto Rico	26,331	109,202	-	-	11,281	58,061	-	-	8,031	34,596	-	-	-	-	-	-	12,408	66,171	58,051	268,031	4.62
61	Jordan	13,912	53,784	8,730	42,665	9,050	53,783	4,301	29,318	9,822	56,993	953	5,376	-	4,156	18,772	865	6,211	51,789	266,903	5.15	
62	Russian Federation	20,027	103,962	10,446	45,796	16,805	83,533	-	-	-	-	7,997	29,103	-	-	-	-	-	-	55,275	262,394	4.75
63	Lesotho	33,300	183,150	-	-	-	-	22,471	73,929	-	-	-	-	-	-	-	-	-	-	55,771	257,079	4.61
64	Ecuador	-	-	13,488	80,795	9,569	51,761	-	-	18,420	95,781	-	-	-	-	-	-	-	-	41,477	228,337	5.51
65	Ivory Coast / Cote D'Ivoire	24,800	89,280	-	-	1,810	9,563	-	-	26,471	48,193	-	-	-	23,144	64,803	-	-	-	76,225	211,839	2.78
66	Mozambique	-	-	23,651	58,042	-	-	3,020	7,549	2,280	7,130	-	-	11,858	16,929	-	-	21,913	119,600	62,721	209,250	3.34
67	Taiwan/Sep Customs Territory	8,567	56,774	-	-	-	-	-	-	-	-	-	-	7,755	57,675	11,248	83,101	-	-	27,570	197,550	7.17
68	El Salvador	-	-	-	-	17,557	191,234	-	-	-	-	-	-	-	-	-	-	-	-	17,557	191,234	10.89
69	Morocco	-	-	-	-	-	-	-	-	-	-	5,310	40,195	-	19,479	123,628	5,516	23,568	30,305	187,391	6.18	
70	Jamaica	7,401	53,461	2,874	10,250	-	-	-	-	-	-	-	-	14,063	95,665	5,132	23,767	-	-	29,470	183,143	6.21
71	Costa Rica	12,968	33,898	-	-	10,977	34,313	-	-	23,318	77,629	-	-	-	-	-	-	5,902	22,707	53,165	168,546	3.17
72	Aruba	15,421	91,941	-	-	-	-	13,356	74,194	-	-	-	-	-	-	-	-	-	-	28,776	166,135	5.77



# Towel Manufacturers' Association of Pakistan

TMA HOUSE

77-A, SMCBS, Karachi-74400 (Pakistan) Phones: (9221)34382801-4 Fax : (9221)34551628 E-Mail : tma@towelassociation.com Web Site : www.towelassociation.com

## TERRY TOWELS MILLS MADE HS CODE: 63026010

Source : TDAP

S.#	Country	Jul-23		Aug-23		Sep-23		Oct-23		Nov-23		Dec-23		Jan-24		Feb-24		Mar-24		FY2023-24(July-Mar)		US\$/KG
		Qty (KG)	Export US\$	Qty (KG)	Export US\$	Qty (KG)	Export US\$	Qty (KG)	Export US\$	Qty (KG)	Export US\$	Qty (KG)	Export US\$	Qty (KG)	Export US\$	Qty (KG)	Export US\$	Qty (KG)	Export US\$	Qty (KG)	Export US\$	
	<b>TOTAL</b>	<b>13,865,360</b>	<b>66,379,948</b>	<b>16,746,596</b>	<b>78,555,897</b>	<b>16,824,410</b>	<b>76,255,837</b>	<b>18,015,637</b>	<b>84,593,673</b>	<b>14,949,463</b>	<b>68,775,466</b>	<b>16,786,651</b>	<b>80,811,558</b>	<b>18,588,375</b>	<b>89,521,345</b>	<b>17,687,234</b>	<b>86,116,981</b>	<b>18,577,585</b>	<b>86,258,975</b>	<b>152,041,312</b>	<b>717,269,679</b>	<b>4.72</b>
73	Peru		-		-		-	10,436	49,419	9,958	60,508	3,715	18,850	5,185	28,954		-		-	29,293	157,731	5.38
74	Guatemala	7,713	39,989	23,040	40,212		-	6,946	38,358		-		-		-		-	7,415	38,060	45,114	156,619	3.47
75	Gambia	3,500	4,375		-	8,274	20,028	21,707	37,708	6,690	14,358	451	1,037	23,529	57,654	8,871	8,871		-	73,022	144,031	1.97
76	French Polynesia		-		-		-		-		-	12,141	75,865		-		-	6,848	63,786	18,989	139,651	7.35
77	Gabon	8,209	37,625		-	3,725	13,039		-		-	4,339	16,271	10,433	52,878		-		-	26,706	119,814	4.49
78	Russian Fedration		-		-		-		-		-		-		-		-	13,516	112,995	13,516	112,995	8.36
79	Martinique	9,507	36,127		-		-	9,457	35,937		-		-		-	9,528	36,205		-	28,492	108,269	3.80
80	Hong Kong		-		-	13,033	45,331	4,300	19,858		-	9,098	38,040		-		-		-	26,431	103,229	3.91
81	Austria		-		-	13,005	54,483	1,500	7,455	4,915	21,161	500	2,460		-		-	3,490	16,375	23,410	101,934	4.35
82	Cameroon		-		-		-		-		-	72,138	85,073		-		-		-	72,138	85,073	1.18
83	Nicaragua		-		-		-		-		-		-		-		-	17,398	84,406	17,398	84,406	4.85
84	Bahrain/Kingdom Of Bahrain	10,081	21,082	2,246	24,671	341	736		-	1,859	13,087	8,651	19,140		-	2,068	4,296		-	25,246	83,011	3.29
85	Paraguay		-		-		-	14,632	76,512		-		-		-		-		-	14,632	76,512	5.23
86	Papua New Guinea		-		-	15,437	71,788		-		-		-		-		-		-	15,437	71,788	4.65
87	Iraq		-		-		-		-	5,534	30,153		-		-	7,139	39,968		-	12,673	70,120	5.53
88	Uruguay		-	3,026	12,207		-		-	545	3,420	9,228	53,058		-		-		-	12,799	68,685	5.37
89	Lebanon		-	9,096	46,648		-		-		-		-		-	3,170	21,322		-	12,265	67,970	5.54
90	Turkey		-	5,184	41,340		-	3,458	25,859		-		-		-		-		-	8,642	67,200	7.78
91	Guadeloupe		-		-		-		-		-		-		-	8,270	41,162	4,135	20,755	12,405	61,917	4.99
92	Madagascar	7,172	31,428		-	6,200	16,907		-	8,700	12,068		-		-		-		-	22,072	60,404	2.74
93	Benin	10,620	58,410		-		-		-		-		-		-		-		-	10,620	58,410	5.50
94	Georgia	1,341	6,817		-		-		-		-	4,566	24,198	4,147	23,491		-		-	10,054	54,506	5.42
95	Maldives		-		-	5,761	23,717	1,325	7,833		-		-	3,780	20,907		-		-	10,866	52,457	4.83
96	Tunisia		-	12,194	23,388		-		-		-	3,467	5,443		-	2,262	17,566		-	17,923	46,397	2.59





# Towel Manufacturers' Association of Pakistan

TMA HOUSE

77-A, SMCHS, Karachi-74400 (Pakistan) Phones: (9221)34382801-4 Fax : (9221)34551628 E-Mail : tma@towelassociation.com Web Site : www.towelassociation.com

## TERRY TOWELS MILLS MADE HS CODE: 63026010

Source : TDAP

S.#	Country	Jul-23		Aug-23		Sep-23		Oct-23		Nov-23		Dec-23		Jan-24		Feb-24		Mar-24		FY2023-24(July-Mar)		US\$/KG
		Qty (KG)	Export US\$	Qty (KG)	Export US\$	Qty (KG)	Export US\$	Qty (KG)	Export US\$	Qty (KG)	Export US\$	Qty (KG)	Export US\$	Qty (KG)	Export US\$	Qty (KG)	Export US\$	Qty (KG)	Export US\$	Qty (KG)	Export US\$	
	<b>TOTAL</b>	<b>13,865,360</b>	<b>66,379,948</b>	<b>16,746,596</b>	<b>78,555,897</b>	<b>16,824,410</b>	<b>76,255,837</b>	<b>18,015,637</b>	<b>84,593,673</b>	<b>14,949,463</b>	<b>68,775,466</b>	<b>16,786,651</b>	<b>80,811,558</b>	<b>18,588,375</b>	<b>89,521,345</b>	<b>17,687,234</b>	<b>86,116,981</b>	<b>18,577,585</b>	<b>86,258,975</b>	<b>152,041,312</b>	<b>717,269,679</b>	<b>4.72</b>
97	Thailand	4,397	5,500	-	-	-	-	5,979	25,261	-	-	-	-	-	1,242	6,074	8,000	8,800	19,618	45,635	2.33	
98	Korea (South)	3,653	18,914	1,334	6,229	-	-	-	-	-	-	-	-	3,972	19,913	-	-	-	8,959	45,057	5.03	
99	Somalia	-	-	5,970	19,701	-	-	-	-	-	-	-	-	-	7,800	23,944	-	-	13,770	43,645	3.17	
100	Ukrainian	-	-	-	-	-	-	-	-	-	-	8,648	41,167	-	-	-	-	-	8,648	41,167	4.76	
101	Mayotte	-	-	-	-	-	-	-	-	-	-	-	-	-	-	-	6,760	36,463	6,760	36,463	5.39	
102	Seychelles	-	-	-	-	2,017	16,856	1,568	14,907	-	-	-	-	-	-	-	-	-	3,585	31,763	8.86	
103	Trinidad And Tobago	6,218	16,421	-	-	3,376	14,462	-	-	-	-	-	-	-	-	-	-	-	9,594	30,883	3.22	
104	Fiji	-	-	5,312	28,988	-	-	-	-	-	-	-	-	-	-	-	-	-	5,312	28,988	5.46	
105	Venezuela, Bolivarian	-	-	4,897	27,644	-	-	-	-	-	-	-	-	-	-	-	-	-	4,897	27,644	5.64	
106	Switzerland	-	-	-	-	45	117	1,231	2,479	-	-	-	-	4,001	24,922	-	-	-	5,277	27,518	5.21	
107	Argentina	3,817	25,412	-	-	-	-	-	-	-	-	-	-	-	-	-	-	-	3,817	25,412	6.66	
108	New Caledonia	-	-	-	-	3,670	17,952	-	-	-	-	-	-	-	640	4,511	-	-	4,310	22,463	5.21	
109	Djibouti	-	-	-	-	-	-	3,001	21,500	155	465	-	-	-	-	-	-	-	3,156	21,965	6.96	
110	Kazakhstan	271	2,439	8,573	6,833	-	-	1,013	9,566	30	540	284	1,956	-	-	-	-	-	10,171	21,334	2.10	
111	Malawi	7,300	7,300	4,480	13,440	-	-	-	-	-	-	-	-	-	-	-	-	-	11,780	20,740	1.76	
112	Barbados	-	-	-	-	-	-	4,712	19,460	-	-	-	-	-	-	-	-	-	4,712	19,460	4.13	
113	China	1,703	17,460	-	-	475	1,235	-	-	3	474	-	-	-	-	-	-	-	2,181	19,169	8.79	
114	Afghanistan	6,000	610	1,000	100	1,500	180	3,500	490	11,000	1,906	8,000	2,140	3,690	919	40,100	6,777	17,000	2,979	91,790	16,101	0.18
115	Angola	-	-	2,998	13,563	-	-	-	-	-	-	-	-	-	-	-	-	-	2,998	13,563	4.52	
116	Kazakistan	-	-	-	-	-	-	-	-	-	-	-	-	12,342	7,045	4,803	2,605	261	3,132	17,406	12,782	0.73
117	Guinea	-	-	-	-	-	-	14,700	10,000	-	-	-	-	-	-	-	-	-	14,700	10,000	0.68	
118	Serbia	-	-	-	-	-	-	-	-	-	-	310	2,470	1,104	6,722	-	-	-	1,414	9,191	6.50	
119	Congo, Democratic	-	-	1,788	3,750	-	-	-	-	1,928	4,800	-	-	-	-	-	-	-	3,715	8,550	2.30	
120	Liberia	-	-	-	-	-	-	-	-	-	-	-	-	-	-	-	1,442	5,047	1,442	5,047	3.50	
121	Viet Nam	-	-	-	-	50	130	-	-	-	-	-	-	-	-	-	-	-	50	130	2.60	



# Towel Manufacturers' Association of Pakistan

TMA HOUSE

77-A, SMCHS, Karachi-74400 (Pakistan) Phones: (9221)34382801-4 Fax : (9221)34551628 E-Mail : tma@towelassociation.com Web Site : www.towelassociation.com

## OTHER MADEUPS HS CODE: 63026090

Source : TDAP

S.#	Country	Jul-23		Aug-23		Sep-23		Oct-23		Nov-23		Dec-23		Jan-24		Feb-24		Mar-24		FY2023-24(July-Mar)		US\$/KG	
		Qty (KG)	Export US\$	Qty (KG)	Export US\$	Qty (KG)	Export US\$	Qty (KG)	Export US\$	Qty (KG)	Export US\$	Qty (KG)	Export US\$	Qty (KG)	Export US\$	Qty (KG)	Export US\$	Qty (KG)	Export US\$	Qty (KG)	Export US\$		
	<b>TOTAL</b>	<b>1,047,574</b>	<b>4,941,213</b>	<b>1,540,998</b>	<b>6,909,334</b>	<b>1,220,313</b>	<b>5,885,620</b>	<b>1,433,666</b>	<b>6,384,514</b>	<b>1,254,323</b>	<b>5,100,094</b>	<b>1,192,616</b>	<b>5,196,647</b>	<b>1,008,321</b>	<b>4,741,799</b>	<b>2,047,747</b>	<b>7,221,149</b>	<b>1,160,477</b>	<b>5,401,760</b>	<b>11,906,036</b>	<b>51,782,131</b>	<b>4.35</b>	
1	United States	387,417	1,283,572	537,090	2,118,429	405,767	1,460,078	572,215	2,630,485	683,640	2,297,531	622,212	2,443,045	503,607	1,903,612	1,213,793	3,594,552	491,189	2,028,188	5,416,930	19,759,490	3.65	
2	France	269,510	1,654,316	269,045	1,507,925	104,405	587,081	60,368	262,238	72,801	354,620	128,313	638,306	87,335	424,578	161,598	769,382	133,337	663,739	1,286,713	6,862,185	5.33	
3	Netherlands	65,204	403,438	220,580	749,308	321,201	1,820,155	246,577	791,729	56,956	351,068	49,163	293,142	56,186	318,178	177,038	391,561	60,554	382,923	1,253,460	5,501,502	4.39	
4	United Kingdom	60,653	379,810	124,795	661,105	29,814	186,660	104,253	560,855	79,885	430,336	67,714	407,544	142,600	803,067	73,017	404,870	64,528	389,193	747,260	4,223,441	5.65	
5	Germany	55,602	313,832	81,572	562,066	72,990	286,607	62,943	406,161	51,045	333,203	104,413	415,449	70,353	477,587	66,348	432,394	100,018	502,950	665,285	3,730,249	5.61	
6	Italy	27,444	107,149	75,988	400,323	56,319	369,433	45,904	286,633	39,843	186,351	64,041	346,125	36,189	215,272	86,839	543,825	131,261	527,557	563,829	2,982,668	5.29	
7	South Africa	36,600	321,823	17,061	69,800	46,052	444,909	21,480	175,888	-	-	5,608	60,823	-	-	31,063	316,599	17,359	172,398	175,223	1,562,242	8.92	
8	Spain	13,145	76,129	62,441	284,931	15,235	122,050	16,314	52,496	1,158	6,036	4,013	24,793	46,507	173,784	16,557	106,388	13,353	71,484	188,723	918,091	4.86	
9	Poland	4,739	31,396	20,944	63,227	427	2,540	29,124	135,838	78,883	360,363	-	-	-	-	-	-	3,336	41,765	137,454	635,129	4.62	
10	Hungary	-	-	-	-	8,323	58,455	22,480	101,311	47,062	210,281	4,182	29,914	124	1,181	-	-	-	3,734	46,754	85,906	447,896	5.21
11	Romania	11,561	69,847	12,232	51,661	3,870	27,180	19,862	94,513	37,460	188,387	1,061	7,588	-	-	-	-	-	-	86,047	439,175	5.10	
12	Belgium	4,733	30,956	1,606	10,250	11,187	44,963	28,344	181,564	4,517	26,491	14,937	78,144	3,157	20,161	6,351	40,477	1,011	5,809	75,843	438,815	5.79	
13	Greece	5,619	26,157	9,316	56,240	10,046	57,808	1,026	4,590	1,242	12,511	18,666	86,751	-	-	19,364	94,595	11,304	70,283	76,582	408,934	5.34	
14	United Arab Emirates	12,645	54,764	19,956	78,393	12,712	28,047	12,492	64,609	9,326	39,240	10,551	58,797	3,375	23,075	10,772	51,103	2,474	9,932	94,302	407,959	4.33	
15	Malaysia	15,875	66,947	14,585	51,906	19,647	72,286	11,187	47,430	4,037	17,032	4,866	25,115	3,608	15,965	9,999	50,479	2,386	10,826	86,190	357,985	4.15	
16	Portugal	-	-	-	-	-	-	7,586	42,582	10,430	37,069	-	-	12,211	91,750	9,786	54,890	19,779	94,532	59,791	320,824	5.37	
17	Denmark	1,825	8,364	1,825	8,364	943	5,528	523	4,301	3,518	13,353	9,817	55,845	30,492	184,888	528	4,137	246	1,925	49,715	286,703	5.77	
18	Kenya	14,884	17,117	15,150	28,612	29,500	89,537	19,080	94,368	12,980	18,004	-	-	-	-	17,720	31,160	-	-	109,314	278,797	2.55	
19	Kuwait	-	-	6,554	16,847	2,264	6,342	14,866	59,968	11,073	50,325	3,387	10,283	408	1,162	12,148	55,051	9,393	46,768	60,091	246,745	4.11	
20	Panama	1,931	8,293	10,262	41,096	10,084	40,321	20,166	106,744	1,933	8,253	-	-	-	-	1,919	10,329	-	-	46,295	215,035	4.64	
21	Puerto Rico	-	-	-	-	-	-	16,268	69,671	-	-	10,244	31,389	-	-	-	-	17,831	84,071	44,343	185,130	4.17	



# Towel Manufacturers' Association of Pakistan

TMA HOUSE

77-A, SMCHS, Karachi-74400 (Pakistan) Phones: (9221)34382801-4 Fax : (9221)34551628 E-Mail : tma@towelassociation.com Web Site : www.towelassociation.com

## OTHER MADEUPS HS CODE: 63026090

Source : TDAP

S.#	Country	Jul-23		Aug-23		Sep-23		Oct-23		Nov-23		Dec-23		Jan-24		Feb-24		Mar-24		FY2023-24(July-Mar)		US\$/KG
		Qty (KG)	Export US\$	Qty (KG)	Export US\$	Qty (KG)	Export US\$	Qty (KG)	Export US\$	Qty (KG)	Export US\$	Qty (KG)	Export US\$	Qty (KG)	Export US\$	Qty (KG)	Export US\$	Qty (KG)	Export US\$	Qty (KG)	Export US\$	
	<b>TOTAL</b>	<b>1,047,574</b>	<b>4,941,213</b>	<b>1,540,998</b>	<b>6,909,334</b>	<b>1,220,313</b>	<b>5,885,620</b>	<b>1,433,666</b>	<b>6,384,514</b>	<b>1,254,323</b>	<b>5,100,094</b>	<b>1,192,616</b>	<b>5,196,647</b>	<b>1,008,321</b>	<b>4,741,799</b>	<b>2,047,747</b>	<b>7,221,149</b>	<b>1,160,477</b>	<b>5,401,760</b>	<b>11,906,036</b>	<b>51,782,131</b>	<b>4.35</b>
22	Ireland	4,855	26,566	5,210	24,960	5,044	22,162	5,955	33,283	-	-	1,543	9,133	-	-	7,825	36,819	-	-	30,432	152,923	5.03
23	Norway	779	6,490	1,581	13,171	4,077	36,302	1,998	22,658	3,733	31,648	392	4,788	159	1,955	-	-	342	2,380	13,061	119,392	9.14
24	Saudi Arabia	-	-	2,555	16,608	114	598	-	-	9,668	32,209	300	180	3,157	31,095	2,111	11,036	19,130	24,353	37,035	116,077	3.13
25	Malta	-	-	-	-	-	-	-	-	-	-	9,923	54,572	-	-	10,240	60,082	-	-	20,163	114,654	5.69
26	Croatia	-	-	1,105	14,231	1,008	3,991	907	1,797	-	-	7,732	22,088	4,916	23,583	8,773	32,237	1,347	8,620	25,788	106,546	4.13
27	Czech Republic	-	-	65	472	-	-	26,606	36,005	-	-	-	-	2,165	16,671	50,610	49,942	-	-	79,446	103,089	1.30
28	Cyprus	1,609	10,204	3,424	30,631	2,214	15,525	3,061	18,707	630	3,630	200	1,826	121	857	507	3,743	3,222	15,534	14,988	100,657	6.72
29	Canada	3,289	20,027	7,396	8,877	7,300	15,768	-	-	24	70	4,509	14,413	696	4,454	5,700	11,431	7,999	22,361	36,913	97,401	2.64
30	Slovenia	-	-	-	-	-	-	-	-	9,513	62,266	-	-	-	-	-	-	-	-	9,513	62,266	6.55
31	Azerbaijan	44,525	14,110	9,542	14,763	-	-	19,990	15,400	-	-	-	-	-	-	-	-	6,300	11,240	80,357	55,513	0.69
32	Ecuador	-	-	-	-	-	-	-	-	-	-	-	-	-	-	-	-	11,131	54,282	11,131	54,282	4.88
33	Australia	-	-	5,381	3,763	13,200	3,480	31,739	19,604	19,588	5,888	27,240	8,172	-	-	38,358	12,101	-	-	135,506	53,008	0.39
34	Sri Lanka	-	-	-	-	4,134	28,690	1,581	10,131	-	-	-	-	956	8,926	-	-	-	-	6,671	47,747	7.16
35	Slovakia	-	-	-	-	-	-	-	-	-	-	-	-	-	-	3,395	28,248	2,430	16,335	5,825	44,583	7.65
36	Sweden	-	-	-	-	-	-	2,793	17,619	-	-	-	-	-	-	-	-	3,869	24,429	6,662	42,048	6.31
37	Saint Lucia	-	-	-	-	-	-	-	-	-	-	7,141	38,982	-	-	-	-	-	-	7,141	38,982	5.46
38	New Zealand	786	7,311	574	5,349	581	5,407	1,733	16,119	-	-	-	-	-	-	-	-	-	-	3,674	34,185	9.31
39	Latvia	-	-	-	-	-	-	-	-	-	-	-	-	-	-	-	-	5,659	30,191	5,659	30,191	5.33
40	Finland	-	-	-	-	-	-	-	-	-	-	-	-	-	-	624	4,629	3,255	21,506	3,879	26,134	6.74
41	Oman	194	891	-	-	2,550	17,193	-	-	1,210	4,990	-	-	-	-	-	-	-	-	3,953	23,073	5.84
42	Brazil	-	-	-	-	778	6,500	-	-	-	-	-	-	-	-	-	-	1,871	15,625	2,649	22,125	8.35



# Towel Manufacturers' Association of Pakistan

TMA HOUSE

77-A, SMCHS, Karachi-74400 (Pakistan) Phones: (9221)34382801-4 Fax : (9221)34551628 E-Mail : tma@towelassociation.com Web Site : www.towelassociation.com

## OTHER MADEUPS HS CODE: 63026090

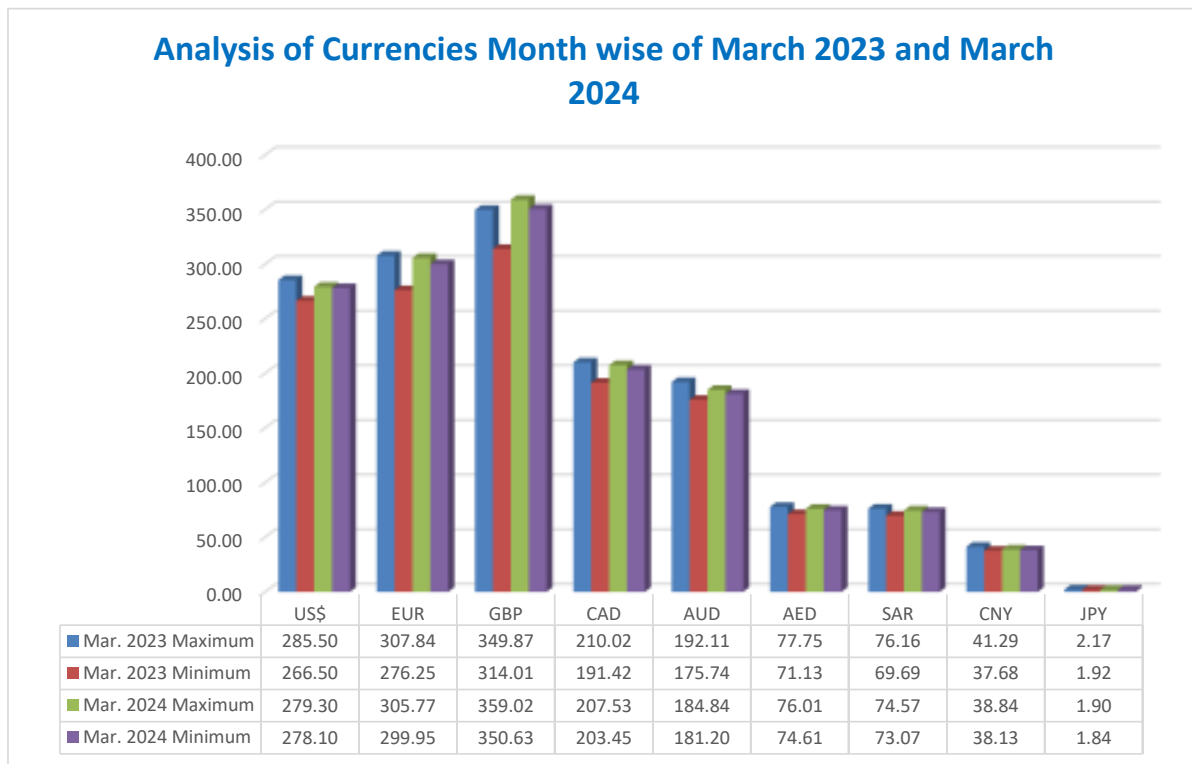
Source : TDAP

S.#	Country	Jul-23		Aug-23		Sep-23		Oct-23		Nov-23		Dec-23		Jan-24		Feb-24		Mar-24		FY2023-24(July-Mar)		US\$/KG
		Qty (KG)	Export US\$	Qty (KG)	Export US\$	Qty (KG)	Export US\$	Qty (KG)	Export US\$	Qty (KG)	Export US\$	Qty (KG)	Export US\$	Qty (KG)	Export US\$	Qty (KG)	Export US\$	Qty (KG)	Export US\$	Qty (KG)	Export US\$	
	<b>TOTAL</b>	<b>1,047,574</b>	<b>4,941,213</b>	<b>1,540,998</b>	<b>6,909,334</b>	<b>1,220,313</b>	<b>5,885,620</b>	<b>1,433,666</b>	<b>6,384,514</b>	<b>1,254,323</b>	<b>5,100,094</b>	<b>1,192,616</b>	<b>5,196,647</b>	<b>1,008,321</b>	<b>4,741,799</b>	<b>2,047,747</b>	<b>7,221,149</b>	<b>1,160,477</b>	<b>5,401,760</b>	<b>11,906,036</b>	<b>51,782,131</b>	<b>4.35</b>
43	Bahrain/Kingdom Of Bahrain		-		-		-		-	2,168	18,943		-		-		-		-	2,168	18,943	8.74
44	Turkey		-		-	18,040	16,494		-		-		-		-		-		-	18,040	16,494	0.91
45	Colombia		-		-		-	3,028	15,536		-		-		-		-		-	3,028	15,536	5.13
46	Trinidad And Tobago		-		-		-		-		-	1,050	13,230		-		-		-	1,050	13,230	12.60
47	Mauritius		-	675	3,560		-	378	586		-	3,000	7,920		-		-		-	4,053	12,066	2.98
48	Morocco		-	1,750	10,749		-		-		-		-		-		-		-	1,750	10,749	6.14
49	Angola		-		-		-		-		-		-		2,840	8,394		-		2,840	8,394	2.96
50	Ghana		-		-		-		-		-		-		1,235	6,175		-		1,235	6,175	5.00
51	Maldives		-		-	486	3,532	100	953		-		-		-		-		-	586	4,484	7.65
52	Uruguay		-		-		-		-		-	745	4,284		-		-		-	745	4,284	5.75
53	Estonia		-		-		-		-		-		-		549	3,918		-		549	3,918	7.14
54	Qatar		-		-		-		-		-	653	3,007		-		-		-	653	3,007	4.61
55	Afghanistan	1,700	187	500	55		-		-		-	5,000	1,000		-		-	8,500	1,595	15,700	2,837	0.18
56	Costa Rica		-		-		-		-		-		-		-		-	2,328	2,213	2,328	2,213	0.95
57	Somalia	450	1,518		-		-		-		-		-		-	140	604		-	590	2,122	3.60
58	Singapore		-		-		-	381	1,782		-		-		-		-		-	381	1,782	4.68
59	Lithuania		-	239	1,664		-		-		-		-		-		-		-	239	1,664	6.95
60	Jordan		-		-		-	360	360		-		-		-		-		-	360	360	1.00



**Analysis of Currencies Month wise of March 2023 and March 2024**

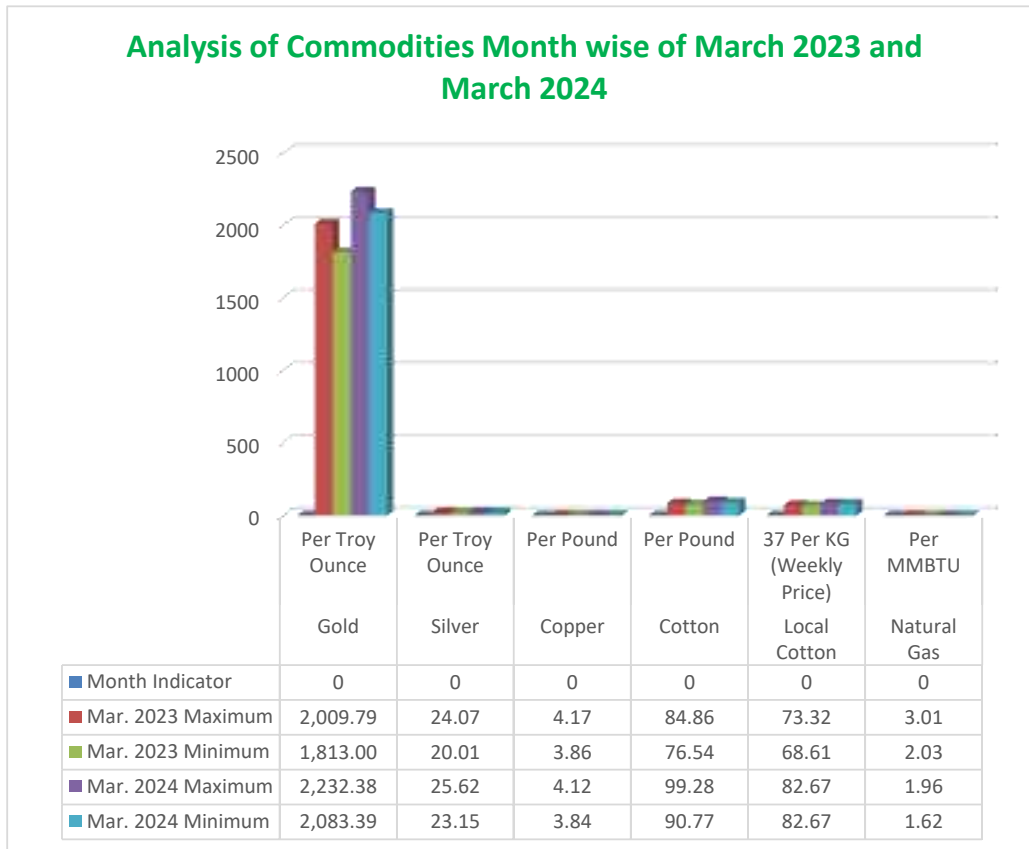
Month	Indicator	US\$	EUR	GBP	CAD	AUD	AED	SAR	CNY	JPY
Mar. 2023	Maximum	285.50	307.84	349.87	210.02	192.11	77.75	76.16	41.29	2.17
	Minimum	266.50	276.25	314.01	191.42	175.74	71.13	69.69	37.68	1.92
Mar. 2024	Maximum	279.30	305.77	359.02	207.53	184.84	76.01	74.57	38.84	1.90
	Minimum	278.10	299.95	350.63	203.45	181.20	74.61	73.07	38.13	1.84





Analysis of Commodities Month wise of March 2023 and March 2024

		Gold	Silver	Copper	Cotton	Local Cotton	Natural Gas
		Per Troy Ounce	Per Troy Ounce	Per Pound	Per Pound	37 Per KG (Weekly Price)	Per MMBTU
Month	Indicator	US\$	US\$	US\$	US\$	US\$	US\$
Mar. 2023	Maximum	2,009.79	24.07	4.17	84.86	73.32	3.01
	Minimum	1,813.00	20.01	3.86	76.54	68.61	2.03
Mar. 2024	Maximum	2,232.38	25.62	4.12	99.28	82.67	1.96
	Minimum	2,083.39	23.15	3.84	90.77	82.67	1.62

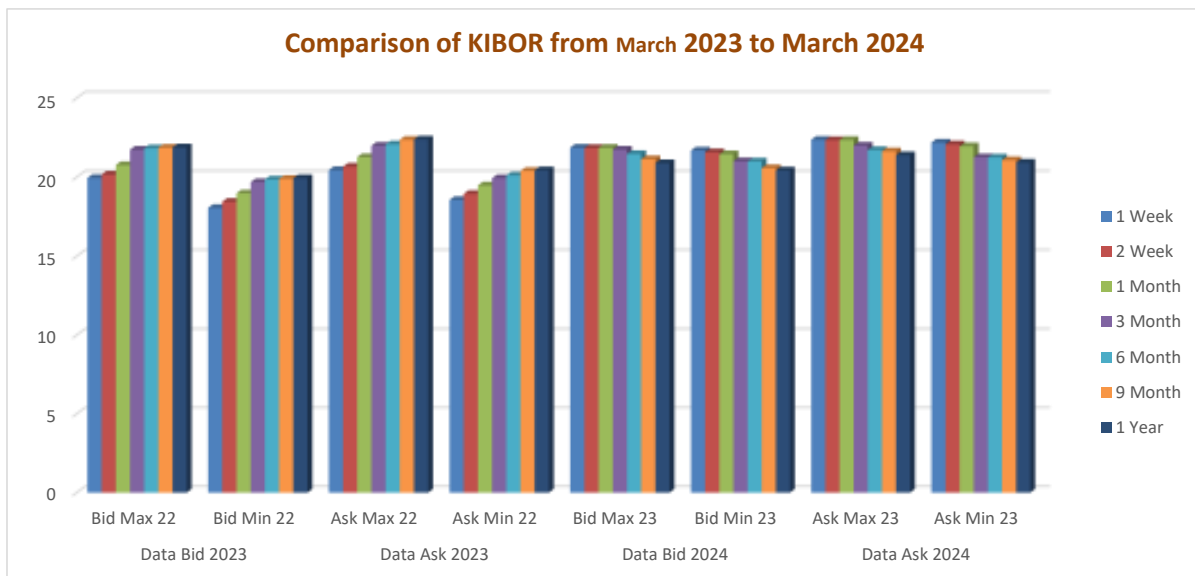






Comparison of KIBOR from March 2023 to March 2024

	Data Bid 2023		Data Ask 2023		Data Bid 2024		Data Ask 2024	
	Bid Max 22	Bid Min 22	Ask Max 22	Ask Min 22	Bid Max 23	Bid Min 23	Ask Max 23	Ask Min 23
1 Week	19.94	18.05	20.44	18.55	21.86	21.68	22.36	22.18
2 Week	20.16	18.44	20.66	18.94	21.84	21.57	22.34	22.07
1 Month	20.76	18.97	21.26	19.47	21.85	21.45	22.35	21.95
3 Month	21.73	19.68	21.98	19.93	21.74	21	21.99	21.25
6 Month	21.82	19.85	22.07	20.1	21.46	20.99	21.71	21.24
9 Month	21.86	19.89	22.36	20.39	21.13	20.57	21.63	21.07
1 Year	21.88	19.93	22.38	20.43	20.88	20.42	21.38	20.92





## **BUSINESS RECORDER**

Founded by M.A. Zuberi

April 1, 2024

### **TMA concerned at diversion of captive power generation gas to grid**

KARACHI: The Senior Vice Chairman Syed Usman Ali along with the prominent exporters of the Towel Manufacturers Association showed their significant level of concern about the anti-export government policy which is hurting the country's exports badly.

Now the government is planning to divert captive power plants gas to the grid which will be another anti-export step. They said that our economy is passing through a very crucial time and we should jointly work for the growth of our economy particularly for the export sectors of Pakistan.

The Senior Vice Chairman of TMA said that the business community especially the exporters stood with the government to surpass its revenue generation target despite all odds but the government should come forward with compressive planning and facilitate the business community/ exporters so that they can play their significant role effectively for the growth of the economy as well as collection valuable foreign exchange for the country as well.

Senior vice Chairman of the Association, Syed Usman Ali said that currently there are 1,211 captive power units on both Sui Northern Gas and Sui Southern Gas network, consuming around 415 MMcf/d of gas. Out of this, 610 are export-oriented units and 601 are non-export-oriented units.

He further said that the export-oriented sectors already pay higher cost of utilities as compared to the regional countries and Electricity from the grid is more expensive as compared to captive power. i.e. Captive power per unit cost Rs 28 while grid Rs45. The industrial captive power plant gets gas @Rs.2750/MMBTU while the grids are getting gas @Rs1050/MMBTU. It is a bleak picture of efficient power producers. The industry is taking gas on very high rate as compared to power producers but power generation cost is very low which industry never claimed. If all captive power plants gas diverts to KE grid, it means the difference of Rs 2750-1050= 1700/MMBTU definitely will increase the circular debts as well as it will



have a negative impact on the economy of Pakistan.

He further added that due to load shedding in the past, the government granted permission to establish captive power plants and the entities invested huge capital on it and it may be wasted. The cost of production also increases for the entities that are using captive power for exportable goods, ultimately our goods become incompetent in the international market due to the highest cost of electricity.

The tariffs of our regionally competitive countries like India 8 cents; Bangladesh 10 cents and Vietnam 8 cents while Pakistan has 16 cents/kWh. Obviously, our competitors are producing their exportable goods at low cost as compared with us and the international buyers are more interested to buy their required goods rather than Pakistan. Our electricity is expensive due to cross subsidy.

Syed Usman Ali further said that one of the main problems in the energy sector is inefficient allocation of energy sources through pricing and policy anomalies. Over the last decade, when the power load shedding was on a higher side, industries moved towards captive power production – on furnace oil, diesel, and gas. Later, when new capacities were added on imported fuel, no heed was paid to moving the captive plants back to the system. Therefore, the fuel cost today could have been much lower – especially for populations of Karachi.

Captive power generation has a lot of benefits for the export industry and the most entities are producing co-generation from captive power which ultimately reduces the consumption of gas into the boiler. The captive power plant is a very good source of smooth power supply for the manufacturing goods and they are neither facing load shedding nor disruption due to technical faults. It is also cheap & clean power generation for their production units and Pakistan manufactured goods become more cost effective in the international market.

He also added that the earlier the Government of Pakistan granted a huge number of permits for the establishment of CNG stations without the authentic study and wasted precious energy. Now the result is we are facing a shortage of Natural Gas as well as huge capital amounts destroyed due to non-availability of Natural gas.

Now, once again the government is going to disrupt the captive power generation system and the huge share of export may also be destroyed in the export sectors as well. The huge power load will be shifted on the grid. As per the economic survey of 2021-22, the maximum demand of domestic and industrial sectors is 31,000 MW but the grid distribution capacity is 22,000 MW. Our grid is not capable of bearing such load and supply of electricity definitely will be disrupted and we may face a massive breakdown as we faced many times in the past as well.

He suggested to the government managers to facilitate / provide consultancy to the private sector to improve the efficiency of captive power generation.—PR



**SMA RIZVI TEXTILE INSTITUTE**  
Career in Textile & Other Industrial Sectors



**ADMISSION  
2023-24**

**DAE** DIPLOMA OF  
ASSOCIATE  
ENGINEER  
**3 YEARS PROGRAM**

- Recognized by Sindh Board of Technical Education (SBTE)
- Equivalent to Intermediate Science (Pre-Engineering)

**ELIGIBILITY**

Matric Science / Technical

**FEES**

**Rs. 3200**

- We offer 50% scholarship's for first come first bases for bright students
- A+ Grade Student Upto 50% Off
- A Grade Student Upto 30% Off
- B and B+ Student Upto 20% Off
- Hostel Facility is also available
- 100% job guaranteed

**COURSES**

MECHANICAL

ELECTRONICS

TEXTILE WEAVING

ELECTRICAL

CHEMICAL

TEXTILE DYEING & PRINTING

CIVIL

**FOR MORE INFO**

🌐 [www.smarti.edu.pk](http://www.smarti.edu.pk)  
☎ 021-35076897 / 0321-3222270

Monday to Saturday (09:00 am to 03:00pm)  
(Morning Week Days)

Plot # 231, Sector # 23, Road 10,000 Korangi Industrial Area, Karachi